


## SIDE CONTROL PHANTOM PUMPER #2644

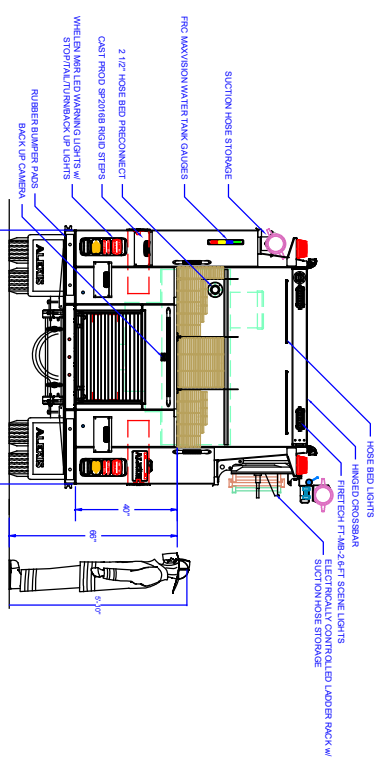
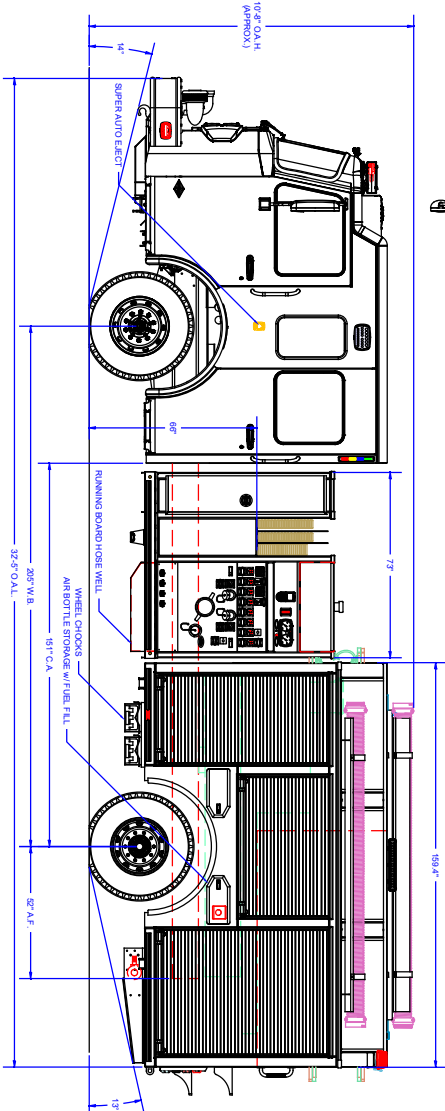
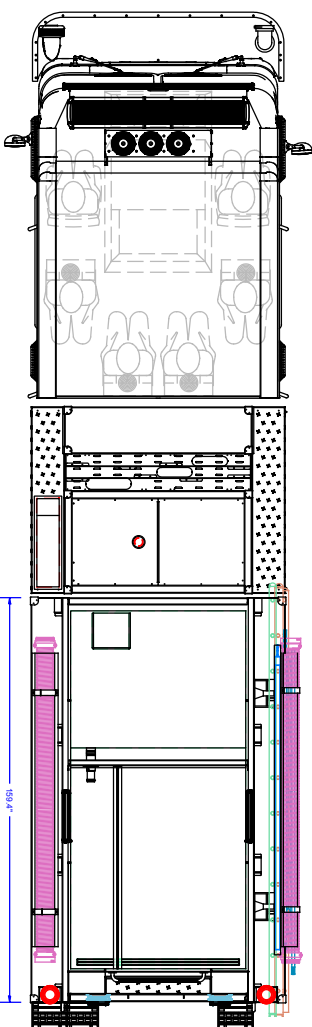
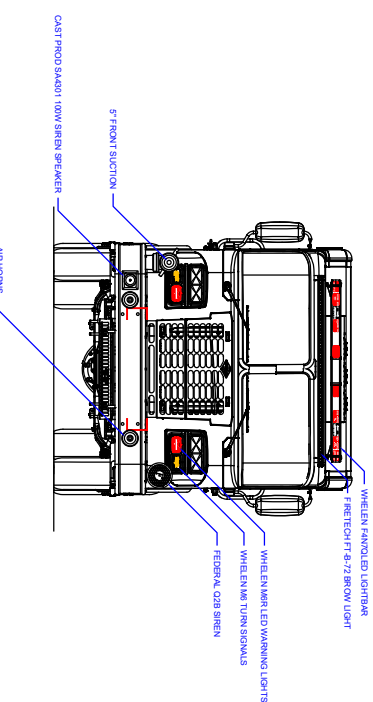


### TECHNICAL SPECIFICATIONS

Spartan FC-94 MFD Chassis with 10" Raised Roof  
Cummins L9 450 HP Diesel Engine  
Allison 3000 EVS Transmission  
Heavy Duty Stainless Steel Body with Stainless Steel Subframe  
Stainless Steel Side Control Pump Module with Stainless Steel Subframe  
Transverse Storage Module Ahead of the Pump with Access on Each Side  
Darley PSM 1500 GPM Pump  
Trident Air Primer  
FRC Pump Boss Pressure Governor Monitoring System  
FRC TankVision Water Tank Level with Three (3) FRC MaxVision Strip Lites  
Two (2) 6" Intakes, One (1) Each Side  
One (1) 5" Front Intake with 6" Swivel Elbow, Right Side Bumper Extension  
One (1) 2½" Gated Intake, Left Side  
Two (2) 2½" Discharges, Left Side and One (1) 2½" Discharge, Right Side  
One (1) 3" Discharge with 4" Storz Elbow, Right Side  
One (1) 3" Deck Gun Discharge Dunnage Area  
Two (2) 1½" and One (1) 2½" Deep Cut Crosslay Preconnects  
Three (3) Dual Air Bottle Wheel Well Compartments  
One (1) Single Air Bottle Wheel Well Compartment  
ROM Painted Roll Up Doors

Low Hose Bed and Midship Preconnects, 66' From Ground Level  
Zico Electric Drop Down Ladder Bracket, Right Side  
750 Gallon Poly Tank, Inverted "L" for Low Hose Bed  
12 Volt Electrical System with NFPA Compliant Warning Light Package  
Kussmaul Chief 4012 Battery Charger  
Kussmaul 20 Amp Super Auto-Eject 120V Shoreline Connection, Left Side of Cab  
Whelen LED Warning Light Package  
Whelen 200W Siren and CPI 100W Speaker  
Two (2) FireTech HiViz 21" LED Scene Light Bars, One (1) Each Side  
Two (2) FireTech HiViz 8" LED Scene Light Bars, Rear  
One (1) FireTech HiViz 72" LED Brow Light  
Two (2) Whelen 9S LED Scene Lights, One (1) Each Side of the Cab  
One (1) 10' Attic Ladder, One (1) 14' Roof Ladder with Hooks, and One (1) 24' 2-Section Ladder  
10'-8" Overall Height  
32'-5" Overall Length  
205" Wheelbase  
151" Cab to Axle  
21,500 FAWR  
27,000 RAWR  
48,500 GVWR





UNLESS OTHERWISE SPECIFIED  
DIMENSIONS ARE IN INCHES  
TOLERANCES ARE NOT CUMULATIVE

DECIMAL: .00062 ANGULAR: .01°

**ALEXIS** FIRE EQUIPMENT CO.  
P.O. BOX 548, ALEXIS, ILLINOIS 61412

L2	54" WIDE x 31" HIGH x 12" DEEP	The copyright of this drawing and design is reserved by Wood Dale Fire Equipment Co. in and belongs to Wood Dale Fire Equipment Co.	WOOD DALE FIRE PROT DIST WOOD DALE, IL
L3	48" WIDE x 64" HIGH x 12 1/2" DEEP		
R1	48" WIDE x 47" HIGH x 12 1/2" DEEP		

R2	48" WIDE x 15" HIGH x 12" DEEP	DRAWN	DWG NO	PHA05
R3	48" WIDE x 47" HIGH x 12/25" DEEP	C SHUCK	5/9/24	
REAR	34" WIDE x 22" HIGH x 21" DEEP		D 1/2" = 1'	
		MATERIAL	CONTRACT #	2844
			SHEET	1 OF 2