

# CUSTOM TOP CONTROL PUMPER


WILLIAMSFIELD FIRE PROTECTION DISTRICT / WILLIAMSFIELD, IL



# ALEXIS



THANK YOU TO WILLIAMSFIELD FIRE PROTECTION DISTRICT FOR THE PURCHASE OF THIS UNIT.



## TECHNICAL SPECIFICATIONS

- Spartan Metro X MFD 10" raised roof Chassis
- Cummins ISL9, 450-HP Diesel Engine
- Allison 3000 EVS Automatic Transmission
- Six (6) man cab seating with five (5) SCBA seats
- Heavy Duty Stainless Steel Body with ROM Roll Up Doors
- 24" Front Bumper Extension, 5" Suction with pre-connected hose
- 1250-Gallon Poly Tank with 20-Gallon Foam tank
- One (1) 2 1/2" Fireman's Friend Tank Fill, rear
- One (1) 10" square Newton electrically controlled tank dump with 36" extension
- Darley PSM, 1500-GPM Pump with pump operator's controls across top of body
- Four (4) 2 1/2" Discharges, two (2) left, one (1) right side and one (1) rear
- Two (2) 3" Discharges, one (1) right side and one (1) over pump for Deck Gun
- One (1) Task Force Tips Crossfire Deck Gun with portable base and top
- One (1) 2 1/2" Gated Suction, left side
- One (1) 1 1/2" Preconnect with hosewell, front bumper
- Two (2) 1 1/2" Cartridge Lay preconnects, front of body
- Waterous Aquis 2.5 Foam System
- Three (3) Triple bottle Air bottle compartments, one (1) left and two (2) right side
- One (1) Hinged swing out tool board, left side
- One (1) Ziamatic Hydraulic folding tank rack for 2100-Gallon tank, right side
- One (1) Suction hose storage compartment with rear access, right side
- Ladder and Pike pole storage compartment with rear access, left side
- Two (2) Air Horns, front bumper
- Progressive Dynamics on-board battery charger with Kussmaul Auto Eject
- Audiovox back-up Camera system with 7" color monitor
- Kussmaul Air Eject
- Federal Q2B mechanical Siren, front bumper
- Whelen Electronic Siren with 100-watt Cast Products speaker
- Whelen and Akron LED Scene Light Packages
- Whelen LED Warning Light Package
- Diamond Grade Chevron pattern lighting, rear
- 10' 1" Overall height
- 35' 8" Overall length
- 227" Wheelbase
- 173" Cab to Axle
- 20,000 FAWR
- 33,000 RAWR
- 53,000 GVWR



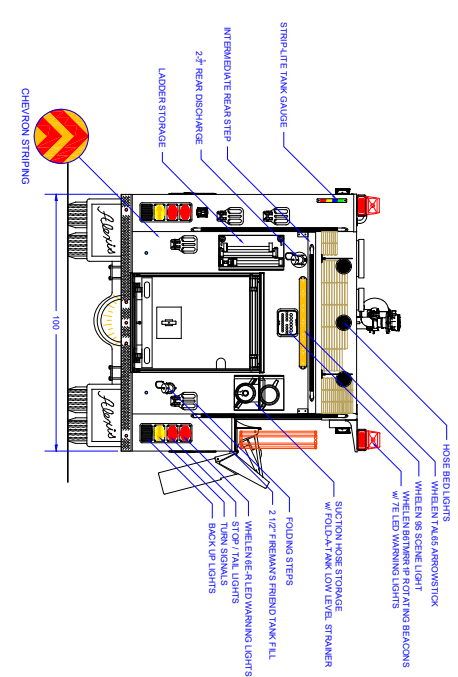
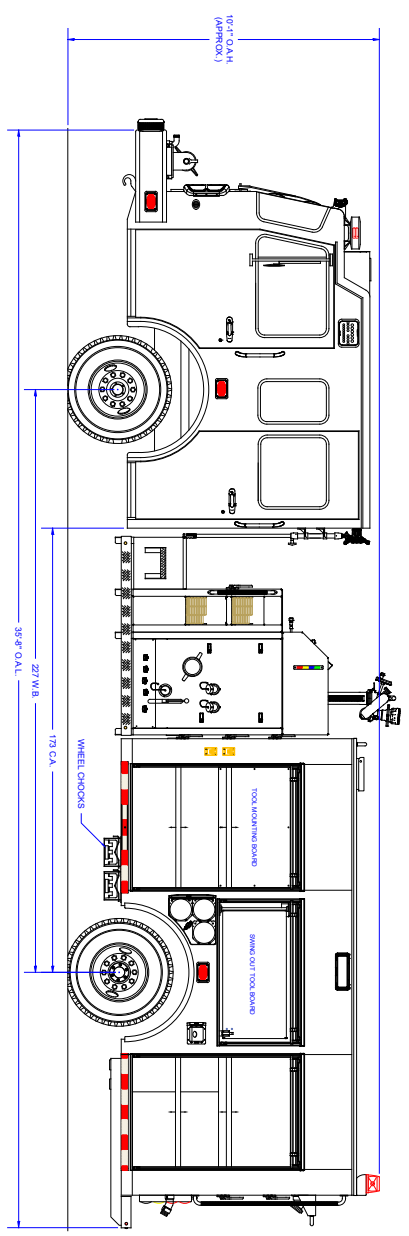
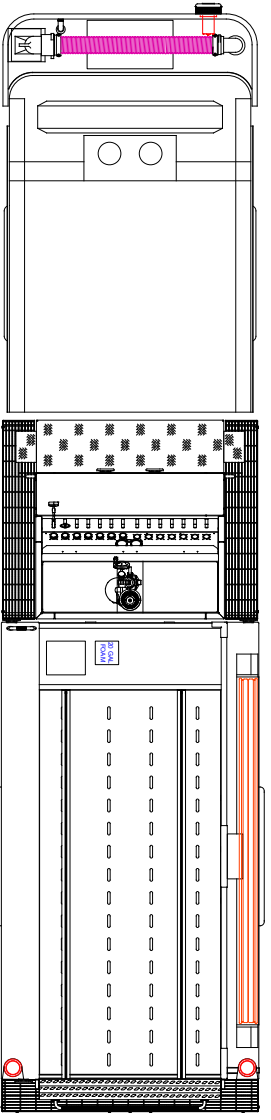
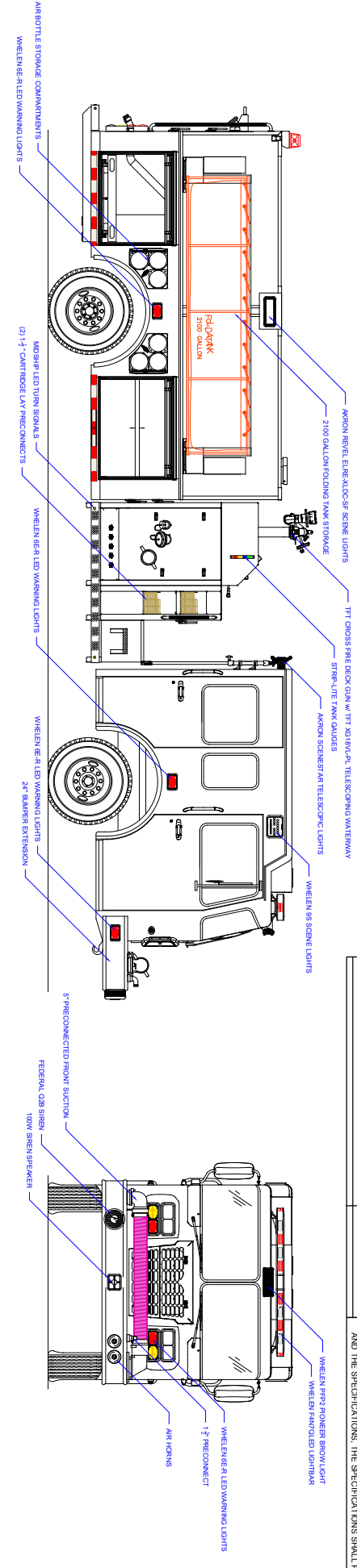
To view more photos and download flyer, please visit us at [AlexisFire.com](http://AlexisFire.com).

WFIELD-0004

DATE: \_\_\_\_\_

CUSTOMER APPROVAL SIGNATURE: \_\_\_\_\_

IN THE EVENT THERE ARE DISCREPANCIES BETWEEN THE DRAWING AND THE SPECIFICATIONS, THE SPECIFICATIONS SHALL PREVAIL.



**COMPARTMENT DIMENSIONS**

| COMP # | DOOR OPENING SIZES                | USERS DEVELOPER SPECIFIED DIMENSIONS ARE IN INCHES TOTAL DIMENSIONS ARE NOT COMULATIVE   |
|--------|-----------------------------------|--|
| L1     | 47" WIDE X 61" HIGH X 12'28" DEEP | ARJULA, A & U'S  |
| L2     | 54" WIDE X 27" HIGH X 12'28" DEEP | THE ORIGINAL SIZE AND WEIGHT DIMENSIONS ARE 110" HEIGHT X 18'10" WIDE  |
| L3     | 42" WIDE X 27" HIGH X 12'28" DEEP | The copyright of this drawing and design is the property of Pumper Works, Inc. All drawings are delivered to the customer as a design for their equipment. |
| R1     | 42" WIDE X 27" HIGH X 12'28" DEEP | MINI-MHAM  |
| R2     | 36" WIDE X 44" HIGH X 27" DEEP    | 4/27/15  |

| SIZE SCALE  | CONTING # | SHEET | OF |
|-------------|-----------|-------|----|
| D 1:12 = 1" | 2312      | 1     | 2  |

| REVISION HISTORY | DATE | BY | DESCRIPTION         |
|------------------|------|----|---------------------|
| 01               |      |    | AS BUILT DRAWING    |
| 02               |      |    | CHANGE ORDER # 2310 |
| 03               |      |    | REVISION HISTORY    |

| PUMP INFO       | CONTROL LOCATION | APPLICATOR TYPE |
|-----------------|------------------|-----------------|
| Pump Make: SP54 | Top              | Pumper          |
| Pump Model: DS4 | Side             | 54 + BOC        |
| Pump GPM: 1500  | Front            | Capacity: 1500  |
|                 | Material:        | Stainless Steel |

8  
7  
6  
5  
4  
3  
2  
1

8  
7  
6  
5  
4  
3  
2  
1

A  
B  
C  
D