

2000-GALLON PUMPER/TANKER

WASHINGTON TOWNSHIP VOLUNTEER FIRE DEPARTMENT OF
GRANT COUNTY INC / MARION, INDIANA



ALEXIS



THANK YOU TO WASHINGTON TOWNSHIP VOLUNTEER FIRE DEPARTMENT OF GRANT COUNTY INC. FOR THE PURCHASE OF THIS UNIT.



TECHNICAL SPECIFICATIONS

- Freightliner M2 106 2-Door Chassis
- Cummins ISL, 350-HP Diesel Engine
- Allison 3000 EVS Automatic Transmission
- Heavy Duty Stainless Steel Body and Sub-frame
- ROM Roll Up Doors
- 2000-Gallon Wet Side Poly Tank
- One (1) 2 1/2" Fireman's Friend Tank fill, rear
- One (1) Newton 10" square manual swivel tank dump with 36" extension, rear
- Darley PSM, 1250-GPM Pump
- Pump Operator's panel under tank on left side
- Three (3) 2 1/2" Discharges, two (2) left and one (1) right side
- One (1) 3" Discharge, right side
- One (1) 1 1/2" and one (1) 2 1/2" Mattydale Preconnects
- One (1) 2 1/2" Gated Suction, left side
- Two (2) Dual bottle Air bottle compartments, right side wheel well
- Folding Tank rack storage, top of compartments, right side
- Suction Hose storage tray, top of compartments, left side
- Progressive Dynamics on-board battery charger with Viair Air compressor
- Audiovox back-up camera system with 7" color monitor
- Kussmaul Super Auto Eject 120-volt shoreline connection
- Floor mounted console for Emergency switches, cab
- Code 3 Electronic Siren with 100-watt Code 3 speaker
- Code 3 LED Scene Light Package
- Code 3 LED Warning Light Package
- Diamond Grade Chevron pattern striping, rear
- 9' 8" Overall height
- 27' 1" Overall length
- 212" Wheelbase
- 146.45" Cab to Axle
- 14,600 FAWR
- 30,000 RAWR
- 44,600 GVWR

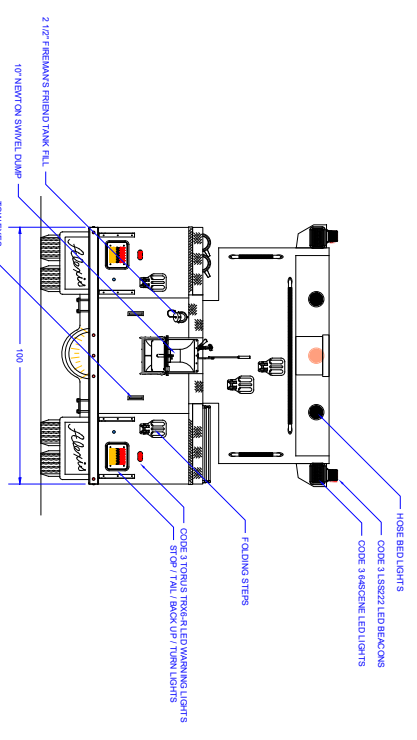
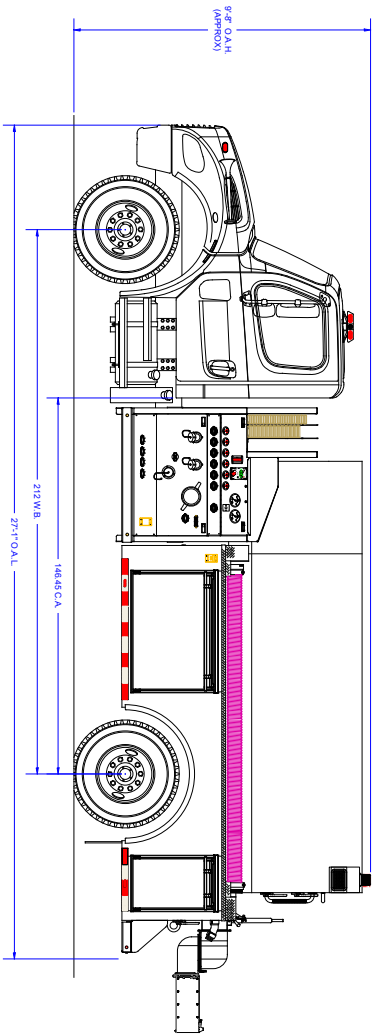
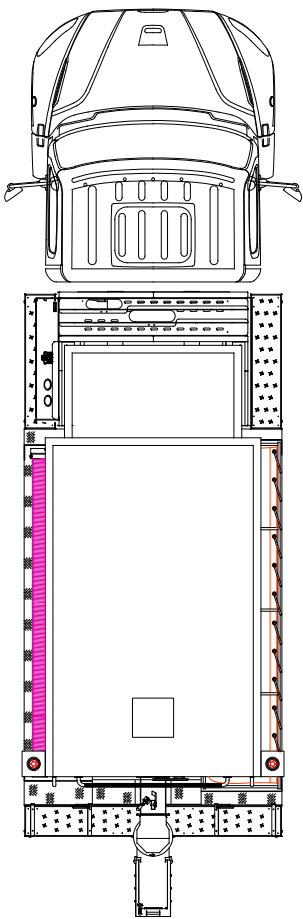
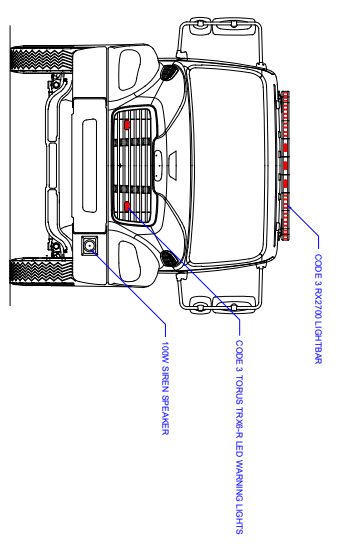
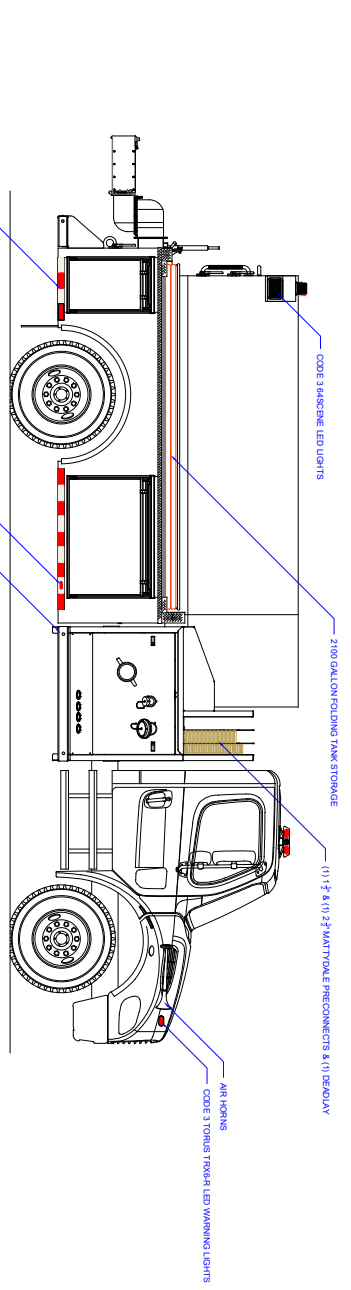


To view more photos and download flyer, please visit us at AlexisFire.com.

CUSTOMER APPROVAL SIGNATURE: _____ DATE: _____

IN THE EVENT THERE ARE DISCREPANCIES BETWEEN THE DRAWING AND THE SPECIFICATIONS, THE SPECIFICATIONS SHALL PREVAIL.

AFE-2320



COMPARTMENT DIMENSIONS

REV	DESCRIPTION	DATE	OWN	MATERIAL	COMP #	DOOR OPENING SIZES
1	Pump Info:				L1	45" WIDE X 27" HIGH X 26" DEEP
2	Control Location: Under Tank				R1 & R2	19" WIDE X 27" HIGH X 26" DEEP
3	Pump Drive: Split Shaft					
4	Pump Model: Darley					
5	Tank Capacity: 2000					
6	Material: Stainless Steel					
7	Pump GPM: 1250					

UNLESS OTHERWISE SPECIFIED, DIMENSIONS ARE IN INCHES. DIMENSIONS ARE NOT CUMULATIVE. FRACTIONAL DIMENSIONS SHALL BE IN DECIMALS TO THE NEAREST 0.001.

Floric's FIRE EQUIPMENT CO.
 P.O. BOX 569 ALEXIS, ILLINOIS 61412
 WASHINGTON VOL FIRE DEPT
 MARION, IN

BRAND	SIZE	SCALE	DWG NO	CONTRACT #
M/TINKHAM	D	1/2" = 1'	TP-A02-2320	2320
MATERIAL				