

## 1500 GPM MINI PUMPER #2481



### TECHNICAL SPECIFICATIONS

Ford F-550 4x4 Super Duty Crew Cab  
6.7L 4V OHV V8 Turbo Diesel Engine  
TorqShift 10-Speed Automatic Transmission  
Heavy Duty Stainless-Steel Body and Subframe  
MAC1 LEA150 1500 GPM Pump  
FRC Pump Boss Pressure Governor & Monitoring System  
Two (2) 6" Intakes, One (1) Each Side  
One (1) 2½" Gated Intake Left Side  
One (1) 5" Rear Intake Adapted to 6" NST  
One (1) 2½" Rear Tank Fill  
Two (2) 2½" Discharges, Left Side  
One (1) 2½" Discharge, Right Side  
One (1) 1½" Front Preconnect Brush Guard  
Two (2) 2½" Mattydale Preconnects  
One (1) 2½" Preconnect Hose Bed Right Side  
One (1) 3" Discharge, Right Side Adapted to 5" Storz  
Akron Model 3433 Hi-Riser Deck Gun  
225-Gallon Poly Tank  
ROM Painted Roll-Up Doors  
PacTrac Upper Rear Wall of L1, L2, R2 and R3 Compartments  
Hinged PacTrac Tool Board, L2 Compartment  
One (1) Each 500# Roll Out Trays, L3 and Rear Compartments

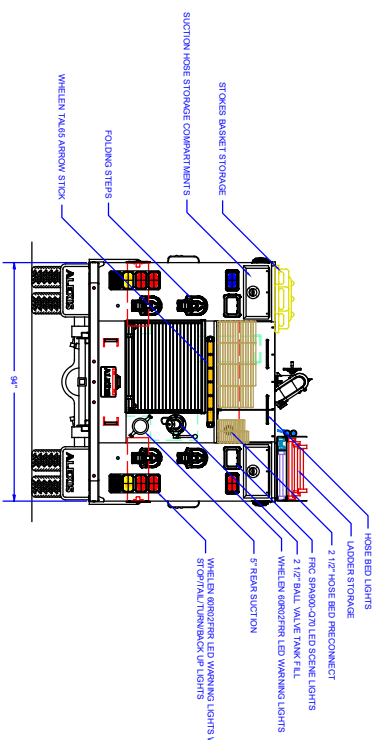
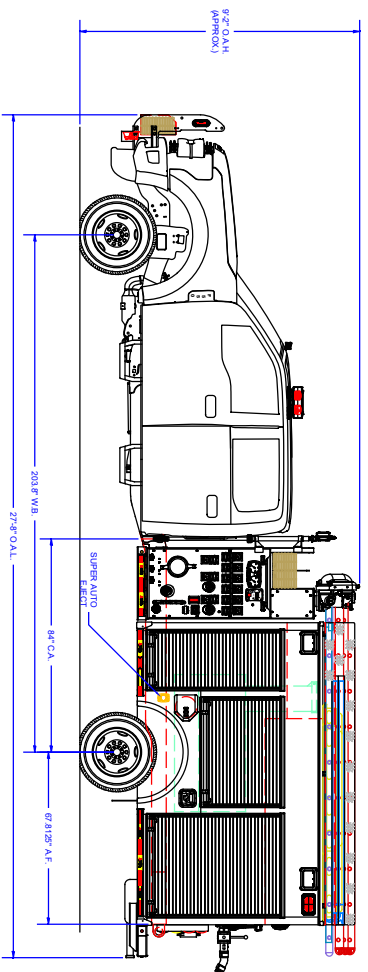
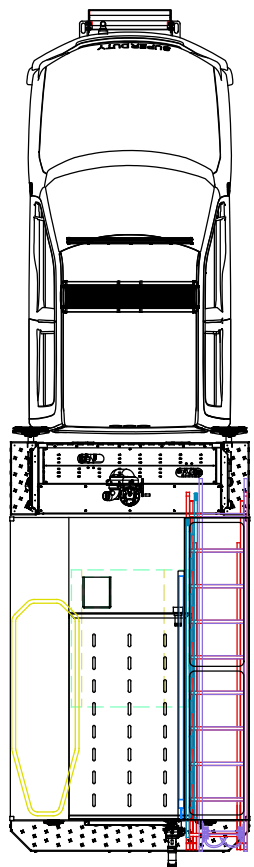
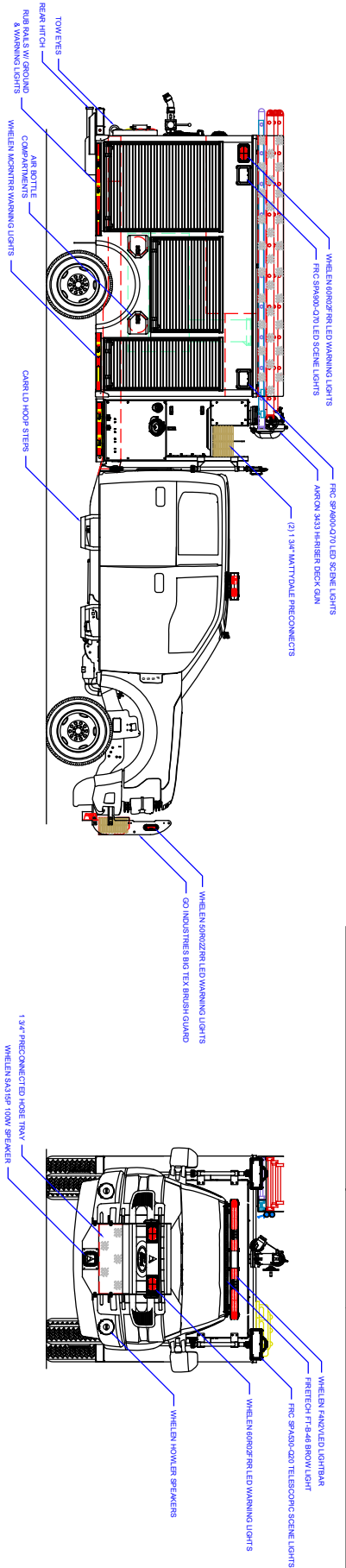
Ladder Storage Above Compartment Tops Each Side of Body  
Two (2) Rear Access Upper Suction Hose Storage Compartments  
Three (3) Single Air Bottle Wheel Well Compartments, One (1) Left, Two (2) Right Side  
Two (2) Hose Bed Dividers  
Four (4) Folding Steps, Two (2) Each side of Rear Compartment  
Whelen LED Warning Light Package  
FireTech Scene Light Package  
Whelen TAL65 LED Traffic Advisor  
Progressive Dynamics Battery Charger with Viar Compressor, Auxiliary Tank, and Kussmaul 120V 20A Super Auto Eject  
Vanner VLT12-3000 Inverter  
Whelen Electric Siren and 100W Speaker  
9' 2" Overall Height  
27' 8" Overall Length  
203.8" Wheelbase  
84" Cab to Axle  
7,500 FAWR  
14,700 RAWR  
19,500 GVWR



CUSTOMER APPROVAL SIGNATURE: \_\_\_\_\_ DATE: \_\_\_\_\_

**POLLTNEY-0002**

IN THE EVENT THERE ARE DISCREPANCIES BETWEEN THE DRAWING AND THE SPECIFICATIONS THE SPECIFICATIONS SHALL PREVAIL.



**COMPARTMENT DIMENSIONS**

COMP. #	DOOR OPENING SIZES				
L1 & R1	21\"/>				
L2 & R2	41\"/> <tr> <td>L3 &amp; R3</td> <td>38\"/&gt;  <tr> <td>REARS</td> <td>34\"/&gt;  </td></tr> </td></tr>	L3 & R3	38\"/> <tr> <td>REARS</td> <td>34\"/&gt;  </td></tr>	REARS	34\"/>
L3 & R3	38\"/> <tr> <td>REARS</td> <td>34\"/&gt;  </td></tr>	REARS	34\"/>		
REARS	34\"/>				

**ALEXIS FIRE EQUIPMENT CO.**  
 P.O. BOX 669, ALEXIS, ILLINOIS 61412

**MINI PUMPER**  
 POLLTNEY FD, HOSE CO. #1  
 POLLTNEY, ILL

SIZE CODE: MP-C26  
 CONTRACT # 2481

**Pump Info:**

Control Location:	Site	Apparatus Type:	Mini Pumper (Response 1 W/pump)
Pump Drive:	Split Shaft	Chassis:	Ford 4-Door
Pump Make:	MAC1	Tank Capacity:	225
Pump Model:	LEA		
Pump GPM:	1800		

REV	DESCRIPTION	DATE	DRAWN	CHECKED
01	QUOTES UPDATES	10/22/21	WJC	

8 7 6 5 4 3 2 1