

# 3000-GALLON TANKER

TOWN OF PORTLAND FIRE DEPARTMENT / PORTLAND, CONNECTICUT



# ALEXIS



THANK YOU TO THE TOWN OF PORTLAND FIRE DEPARTMENT FOR THE PURCHASE OF THIS UNIT.



## TECHNICAL SPECIFICATIONS

- Freightliner M2 112 Chassis
- 450 HP Cummins Engine
- Allison 3000 EVS Transmission
- Heavy Duty Stainless-Steel Body and Sub-Frame
- Two (2) Person Cab
- Stainless-Steel Intermediate Pump Module
- Hale DSD 125 Single Stage Split-Shaft 1250 GPM Pump
- Trident Air Prime System
- FRC Pump Boss Pressure Governor & Monitoring System
- Two (2) 6" Intakes, One (1) Left, One (1) Right
- One (1) 2 1/2" Gated Intake, Left Side
- Two (2) 2 1/2" FirePrograms Tank Fills, Rear
- Two (2) 2 1/2" Discharges, Left Side, Adapted to 1 1/2" NST
- One (1) 2 1/2" Discharge, Right Side, Adapted to 1 1/2" NST
- One (1) 3" Discharge, Right Side, Adapted to 5" Storz
- Mattydale Preconnect Module, One (1) 1 1/2", One (1) 2 1/2", One (1) Deadlay
- 3000-Gallon Poly Tank
- Three (3) Stainless-Steel 10" Dumps, 18" Extension Each Side, 12" Flip Chute Rear
- Hose Bed with Three (3) 5" LED Lights
- Natural Finish AMDOR Roll-Up Doors
- Aluminum Rub Rails with LED Warning Lights & LED Undercarriage Lights
- Three (3) 10' x 6" Hard Suction Hoses, On Left Compartment Tops
- One (1) 3000-Gallon Folding Tank, On Right Compartment Tops
- One (1) Center Console with Switches
- Progressive Dynamics Battery Charger with 120V Shoreline Inlet
- Whelen Warning Light Package
- Six (6) FireTech Scene Lights, Two (2) Each Side and Rear
- Whelen Arrow Stick
- Whelen Electric Siren & 100W Speaker
- One (1) Back-up Camera with Cab Display
- Diamond Grade Chevron Stripping
- 9' 11" Overall height
- 18,000 FAWR
- 32' Overall length
- 46,000 RAWR
- 236" Wheelbase
- 64,000 GVWR
- 170 1/2" Cab to Axle

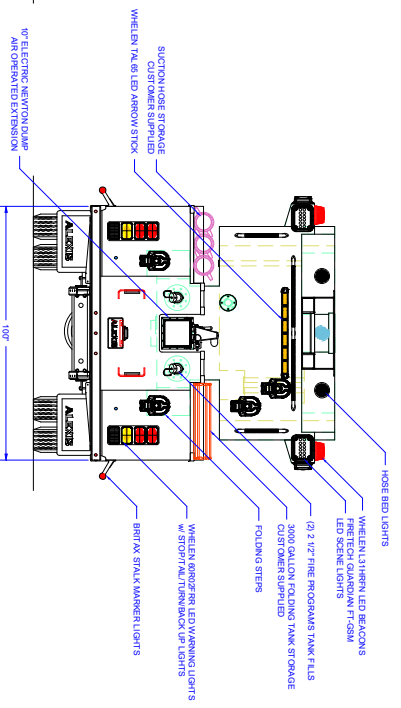
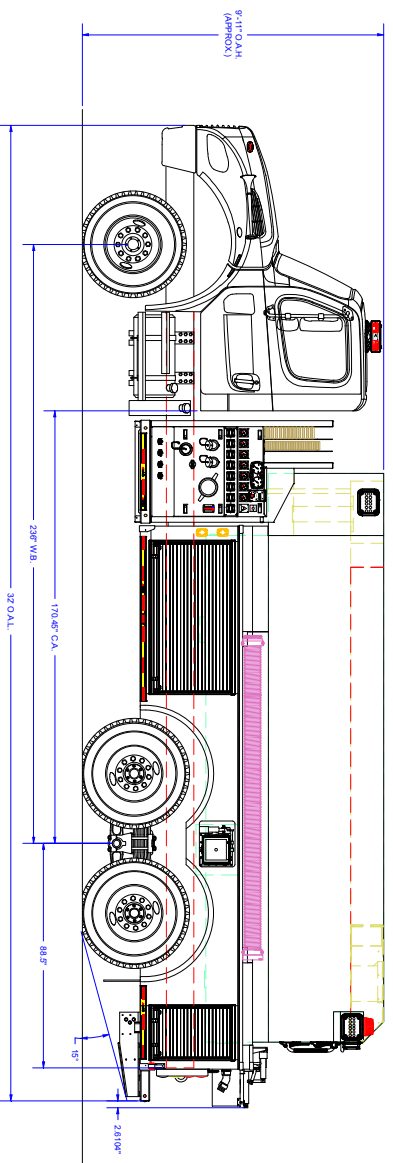
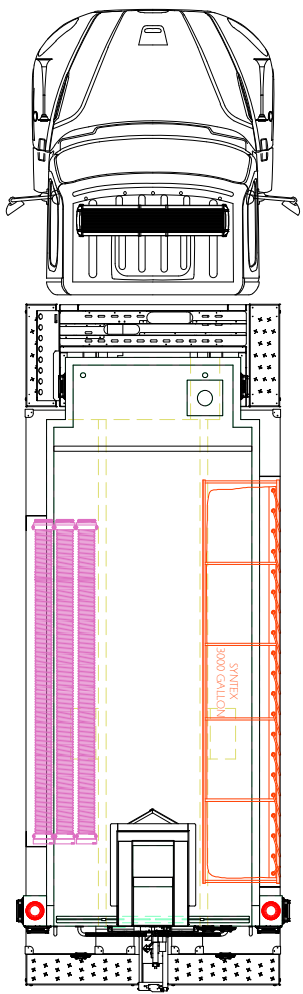
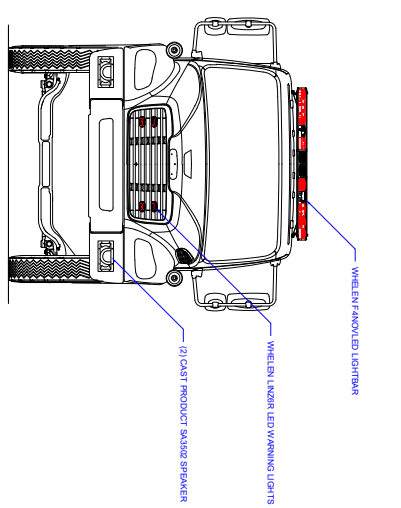
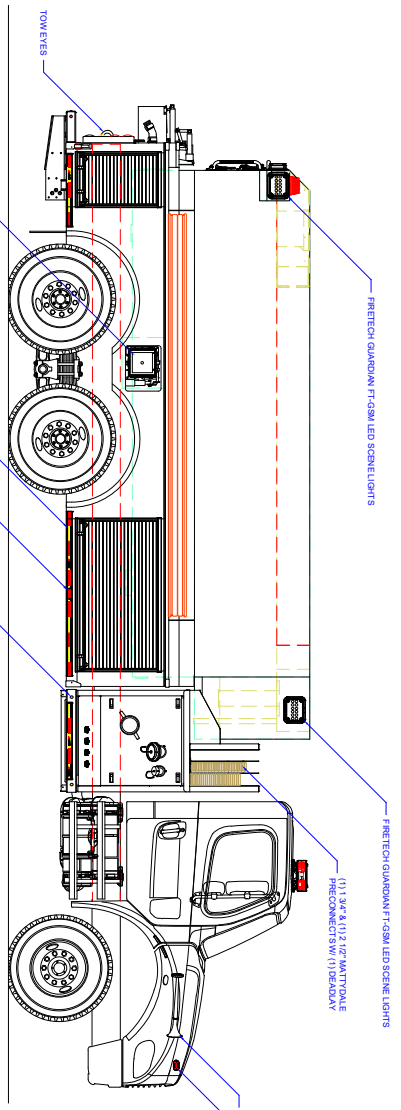


To view more photos and download spec sheet, please visit us at [AlexisFire.com](http://AlexisFire.com).

CUSTOMER APPROVAL SIGNATURE: \_\_\_\_\_ DATE: \_\_\_\_\_

**PORTLAND-0003**

IN THE EVENT THERE ARE DISCREPANCIES BETWEEN THE DRAWING AND THE SPECIFICATIONS THE SPECIFICATIONS SHALL PREVAIL.



**COMPARTMENT DIMENSIONS**

REV	DESCRIPTION	DATE	BY	APPARATUS TYPE	COMP #	DOOR OPENING SIZES	MATERIAL
01	SALES UPDATE	6/18/23	JMH	Pump Make: Hale	L1 & R1	58" WIDE X 27" HIGH X 28" DEEP	3050XN
01	SALES UPDATE	4/27/23	JMH	Pump Model: DSGD	L2 & R2	18" WIDE X 27" HIGH X 28" DEEP	M1 TINKHAM
01	SALES UPDATE			Pump GM: 1250			

REVISION HISTORY	DATE	BY	APPARATUS TYPE	COMP #	DOOR OPENING SIZES	MATERIAL
REVISION HISTORY	DATE	BY	APPARATUS TYPE	COMP #	DOOR OPENING SIZES	MATERIAL
SALES UPDATE	6/18/23	JMH	Pump Make: Hale	L1 & R1	58" WIDE X 27" HIGH X 28" DEEP	3050XN
SALES UPDATE	4/27/23	JMH	Pump Model: DSGD	L2 & R2	18" WIDE X 27" HIGH X 28" DEEP	M1 TINKHAM
SALES UPDATE			Pump GM: 1250			

**ALEXIS FIRE EQUIPMENT CO.**  
 P.O. BOX 549, ALEXIS, ILLINOIS 61412

**TANKER**  
 PORTLAND FIRE DEPT  
 PORTLAND, CT

SIZE SCALE: DRAWING  
 D 1/2" = 1'  
 CONTRACT # 2484 SHEET 1 OF 2