


1250-GALLON CUSTOM PUMPER #2515



TECHNICAL SPECIFICATIONS

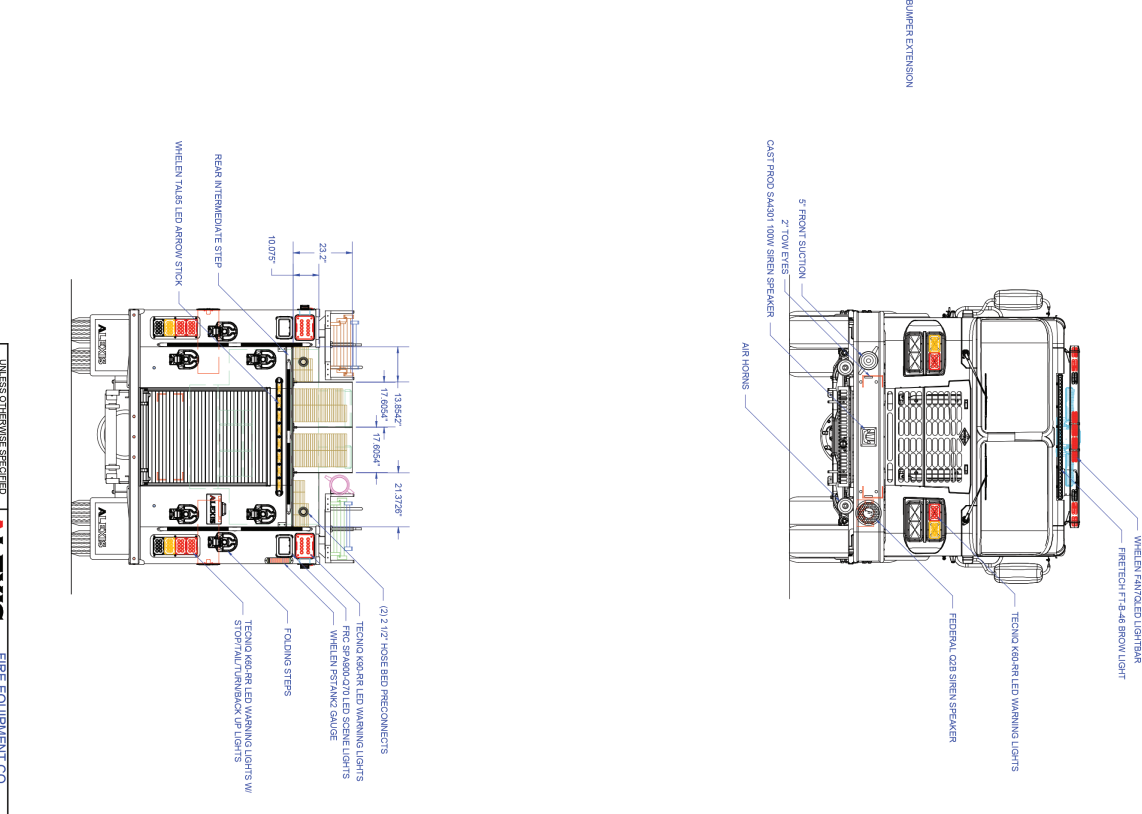
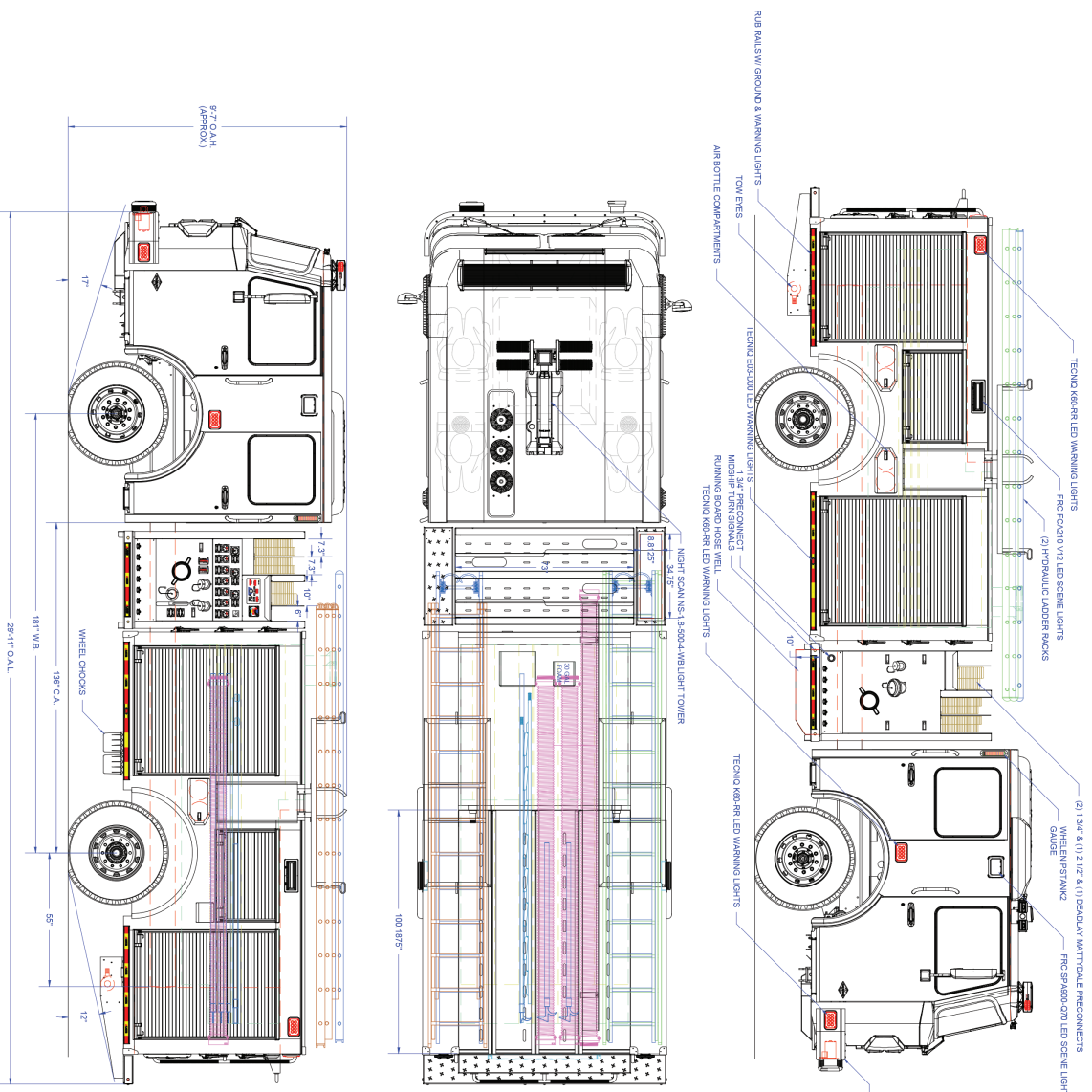
- Spartan Metro Star SMFD Flat Roof Chassis
- Cummins 450 HP L9 Diesel Engine
- Allison 3000 EVS Automatic Transmission
- Heavy-Duty Stainless Steel Body and Subframe
- Stainless Steel Side Control Pump Module
- Hale QMAX150 1500 gpm Pump
- Trident Air Prime System
- FRC InControl 400 Pressure Governor & Monitoring System
- Two (2) 6" Intakes, One (1) Each Side
- One (1) 2½" Gated Intake, Left Side
- One (1) 5" Front Intake Adapted to 6" NST
- Two (2) 2½" Discharges Left Side
- One (1) 2½" Discharge Right Side
- One (1) 3" Discharge Right Side Adapted to 4" Storz
- Two (2) 1½", One (1) 2½" Preconnects with One (1) Deadlay
- Two (2) 2½" Hose Bed Preconnects, Front of Hose Bed
- FoamLogix 2.1A 30 Gallon Foam Tank, All Preconnects Foam Capable
- 1,250-Gallon Poly Tank
- One (1) Hydraulic Ladder Rack Left Side
- One (1) Hydraulic Ladder Rack Right Side
- with One (1) Hard Suction Storage
- Two (2) Hard Suction, Pike Poles, and Attic Ladder, Rear Compartment Through the Tank
- EMS Compartment, Rear Wall of Cab
- Three (3) Dual Wheel Well Air Bottle Compartments, One (1) Ahead Left, Two (2) Right Side
- Three (3) 250# Roll Out Trays L1 Compartment
- One (1) 250# Roll Out Each L3, R1 Compartments
- ChanL PanL Upper Rear Wall of L1, L2, R2, R3 Compartments
- Whelen LED Warning Light Package
- Whelen Traffic Advisor
- FireTech and FRC Scene Lights
- Night Scan Chief NS1.8-500WB 12V 4-Head Light Tower
- Whelen PSTANK2 Strip Lite Tank Gauges
- Federal Siren & 100W Speaker
- 9' 7" Overall height
- 29' 11" Overall length
- 181" Wheelbase
- 20,000 FAWR
- 31,000 RAWR
- 51,000 GVWR



CUSTOMER APPROVAL SIGNATURE: _____ DATE: _____

OSISPEE CORNER-0007

IN THE EVENT THERE ARE DISCREPANCIES BETWEEN THE DRAWING AND THE SPECIFICATIONS, THE SPECIFICATIONS SHALL PREVAIL.



COMPARTMENT DIMENSIONS

REV	DESCRIPTION	DATE	BY	CHKD	REVISION HISTORY
05	SALES UPDATE	3/16/22	JWH	MLT	
04	SALES UPDATE	3/3/22	JWH	MLT	
03	SALES UPDATE	10/8/21	JWH	MLT	
02	SALES UPDATE	10/8/21	JWH	MLT	
01	SALES UPDATE	8/14/21	JWH	MLT	

COMP.#	DOOR OPENING SIZES	APPARATUS TYPE	CHASSIS	TANK CAPACITY	MATERIAL
L1 & R1	51" WIDE X 54" HIGH X 12'26" DEEP	Pumper	45-BOC	1250	Stainless Steel
L2 & R2	35" WIDE X 20" HIGH X 12' DEEP	Spill Shift			
L3 & R3	42" WIDE X 54" HIGH X 12'26" DEEP	HAB			
REAR	36" WIDE X 45" HIGH X 26" DEEP	DSD			

ALEXIS FIRE EQUIPMENT CO.
 P.O. BOX 449, ALEXIS, ILLINOIS 61412

PUMPER
 OSSISPEE CORNER FIRE DEPT
 OSSISPEE, NH
 P-222

UNLESS OTHERWISE SPECIFIED
 DIMENSIONS ARE IN INCHES
 DIMENSIONS ARE NOT QUANTITATIVE
 FRACTIONAL & 1/16" METRIC & 1.6 mm

The copyright of this drawing and design
 and the right of reproduction herein is held
 by Alexis Fire Equipment Co.
 All Rights Reserved ©

SIZE SCALE: DWG NO: CONTRACT #:
 1/2" = 1" 2515

SHEET 1 OF 2