


REAR MOUNT PUMPER #2595



TECHNICAL SPECIFICATIONS

- Spartan FC-94 MFD 10" Raised Roof Chassis
- Cummins X12 500 HP Diesel Engine
- Allison 3000 EVS Transmission
- Heavy Duty Stainless Steel Body with Stainless Steel Subframe
- Rear Mount Pumping System
- Waterous CXVK 1500 GPM Rear Mount Pump
- Trident Air Primer
- Pump Operator's Panel in L4 Behind Roll Up Door
- FRC Pump Boss Pressure Governor Monitoring System
- FRC Tankvision Water Tank Level Gauge with Three (3) Whelen PSTANK2 Strip Lites
- One (1) 6" Intake, Rear with Electric Valve
- One (1) 2½" Gated Intake, Rear
- Four (4) 2½" Discharges, Rear
- One (1) 3" Deck Gun Discharge Rear Over Pump in Hose Bed Center Left with Elkhart Cobra EXM Monitor
- FoamPro 1600 Foam System with 20 Gallon Foam Tank
- Two (2) 1½" Crosslay Preconnects – Front Bumper
- One (1) Booster Reel with 100' of 1" Hose, L2
- ROM Painted Roll-Up Doors
- Three (3) Triple Wheel Well Air Bottle Compartments
- Ladder and Suction Hose Storage, Horizontal Through the Tank in the Center
- Two (2) Upper Storage Compartments, One (1) Each Side
- Stainless Steel Rear Access Ladder with Flip Down Step, Left Side
- 1000 Gallon Poly Tank
- 12 Volt Electrical System with NFPA Compliant Warning Light Package
- Whelen LED Warning Light Package
- Kussmaul Chief 4012 Battery Charger
- Kussmaul 20 Amp Super Auto-Eject 120V Shoreline Connection, Left Side of Cab
- Federal EQ2B Siren and Speaker
- Two (2) FireTech HiViz 40" LED Scene Light Bars, One (1) Each Side
- Two (2) FireTech HiViz GESM LED Scene Lights, Rear
- One (1) FireTech HiViz 72" LED Brow Light
- Two (2) Whelen 9S LED Scene Lights, One (1) Each Side of Cab
- One (1) 10' Attic Ladder, One (1) 14' Roof Ladder with Hooks, One (1) 24' 2-Section Ladder, and Two (2) 10' Lengths of 6" Suction Hose
- 10'-4" Overall Height
- 33'-1" Overall Length
- 183" Wheelbase
- 129" Cab to Axle
- 20,000 FAWR
- 27,000 RAWR
- 47,000 GVWR

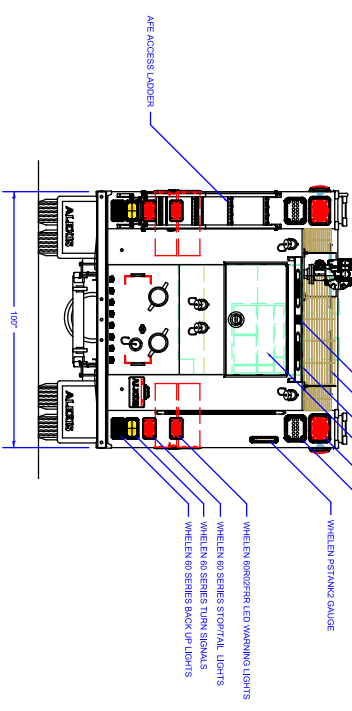
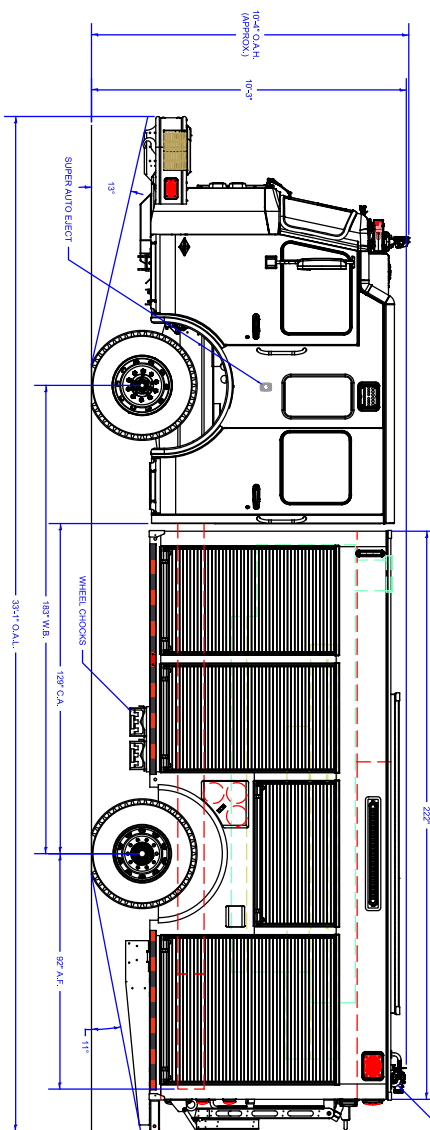
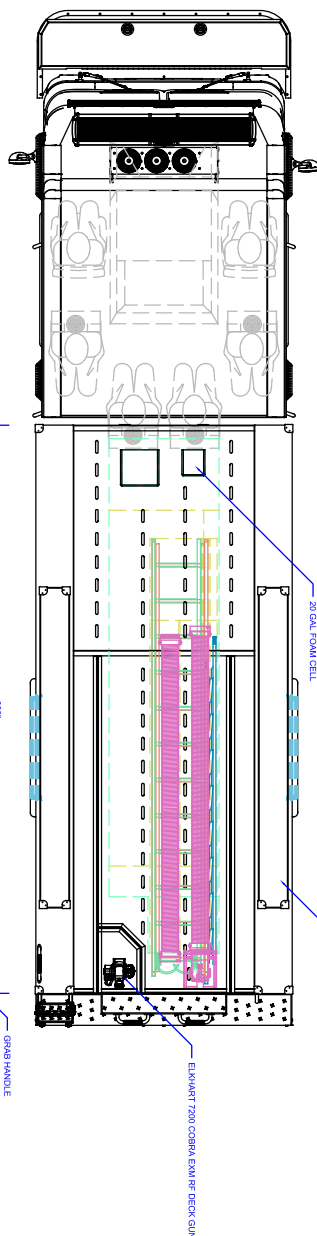
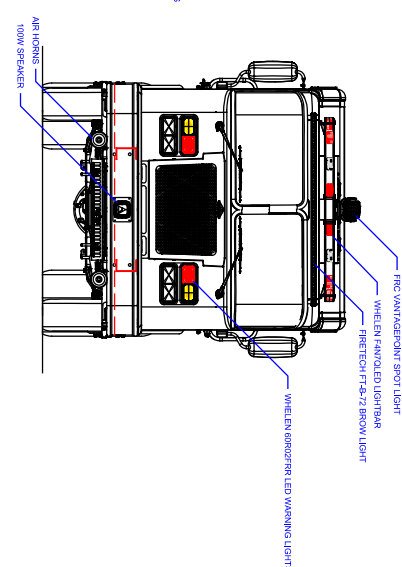
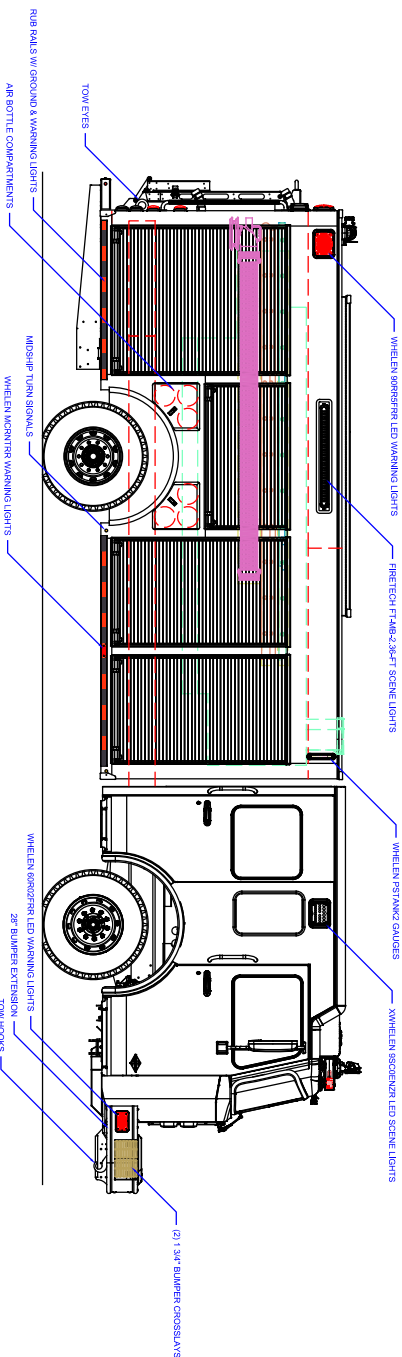


CUSTOMER APPROVAL SIGNATURE

DATE:

ONEKAMA TOWNSHIP-0003

IN THE EVENT THERE ARE DISCREPANCIES BETWEEN THE DRAWING AND THE SPECIFICATIONS, THE SPECIFICATIONS SHALL PREVAIL.



COMPARTMENT DIMENSIONS

REVISION HISTORY				Pump Info:			
REV	DESCRIPTION	DATE	DWN	Control Location:	Blair	Apparatus Type:	Pumper
01	CHANGE ORDER A	10/10/24	CMS	Pump Drive:	Split Shaft	Chassis:	SPARTAN FC-24 MFD
02	SALES INPUTS	09/12/23	WLT	Pump Make:	Hale	Tank Capacity:	1000
03	SALES INPUTS	02/12/23	WLT	Pump Model:	RM1E	Material:	Stainless Steel
04	SALES INPUTS	02/12/23	WLT	Pump GPM:	1500		

COMP #	DOOR OPENING SIZES
L1 & R1	40" WIDE X 64" HIGH X 12/25" DEEP
L2 & R2	40" WIDE X 64" HIGH X 12/25" DEEP
L3 & R3	54" WIDE X 27" HIGH X 12" DEEP
L4 & R4	56" WIDE X 64" HIGH X 12/25" DEEP

DIMENSIONS ARE IN INCHES			
TOLERANCES ARE AS FOLLOWS:			
RECTANGULAR	±.015	METRIC	±.5 mm

ALEXIS		FIRE EQUIPMENT CO.	
P.O. BOX 560 ALEXIS, ILLINOIS 61412		ONEKAMA TOWNSHIP-0003	
REAR MOUNT PUMPER		ONEKAMA, MI	
SHEET 1 OF 2		RM-B15	