

# 12' RESPONSE ONE

MONROE FIRE & RESCUE / MONROE, IOWA



# ALEXIS



THANK YOU TO THE MONROE FIRE & RESCUE FOR THE PURCHASE OF THIS UNIT.

## TECHNICAL SPECIFICATIONS

- Chevrolet Silverado Medium-Duty 4WD Crew Cab
- Duramax 350 HP 6.6L Turbo-Diesel V8 Engine
- Allison A2700EVS 6-Speed Automatic Transmission
- Heavy Duty Stainless-Steel Body and Sub-Frame
- Five (5) Person Cab
- One (1) Center Console with Switches
- ROM Painted Roll-Up Doors
- Skid Mounted Cat Pump 56G1 8 GPM Self Priming, with Honda GX 270 8 HP Engine, R1 Compartment
- 100-Gallon Poly Tank, L1/R1 Transverse Compartment
- One (1) Class A 2½-Gallon Foam Tank, L1/R1 Transverse Compartment
- One (1) Hose Reel with 100' of ½", R1 Compartment
- Six (6) 500# Roll Out Trays, L1, L3, R1, R2, R3, Rear Compartments
- Three (3) Roll Out Drop-Down Trays, L1, R1, Rear Compartments
- Two (2) Upper Storage Compartments
- Three (3) Single Wheel Well Air Bottle Compartments, One (1) Left Side Ahead
- AFE Stainless Steel Top Access Ladder
- Whelen Warning Light Package
- Two (2) Whelen Telescopic Scene Lights, Front of Body, One (1) Each Side
- Whelen Arrow Stick Traffic Advisor
- Whelen Electric Siren with 100W Speaker
- Progressive Dynamics Battery Charger with 120V 20A Shoreline Connection Above Left Wheel Well
- Hitch Receiver with Winch Wiring, Front and Rear
- 9' 2" Overall height
- 24' 8" Overall length
- 199" Wheelbase
- 83.8" Cab to Axle
- 7,500 FAWR
- 15,500 RAWR
- 21,000 GVWR

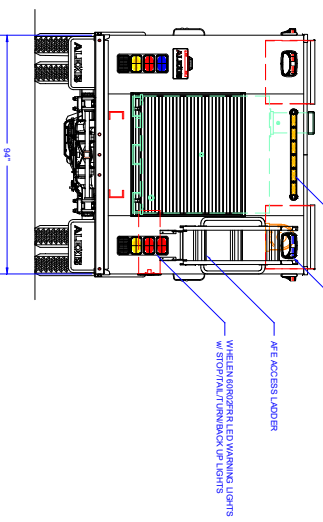
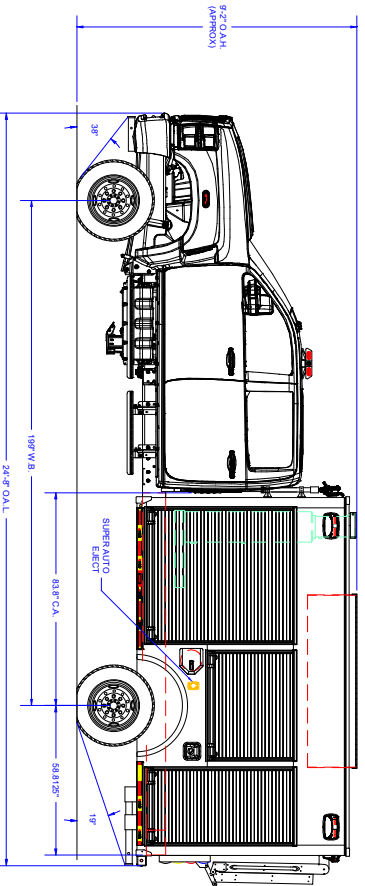
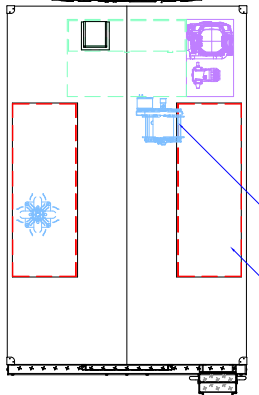
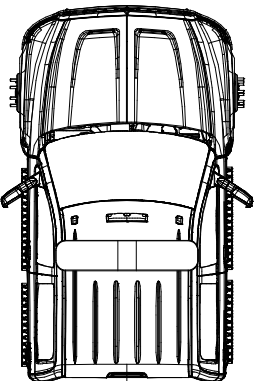
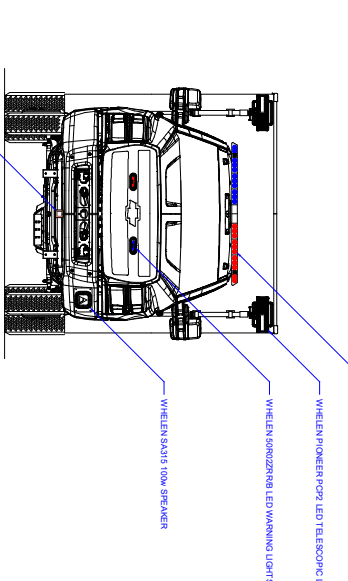
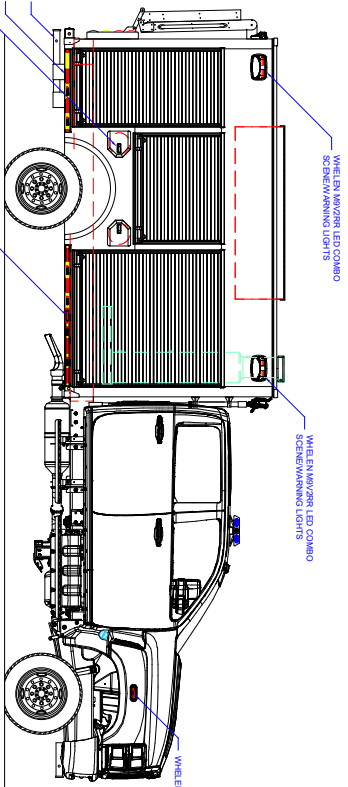


To view more photos and download spec sheet, please visit us at [AlexisFire.com](http://AlexisFire.com).

CUSTOMER APPROVAL SIGNATURE: \_\_\_\_\_ DATE: \_\_\_\_\_

**MONROE -0001**

IN THE EVENT THERE ARE DISCREPANCIES BETWEEN THE DRAWING AND THE SPECIFICATIONS, THE SPECIFICATIONS SHALL PREVAIL.



**COMPARTMENT DIMENSIONS**

COMP #	DOOR OPENING SIZES	UNLESS OTHERWISE SPECIFIED, DIMENSIONS ARE NOT TO SCALE AND THE COPY OF THIS DRAWING AND DESIGN SHALL BE THE GOVERNORING DOCUMENT AND ANY CHANGES SHALL BE INDICATED BY REVISIONS
L1 & R1	51" WIDE X 53" HIGH X TRANSVERSE DEEP	<b>ALEXIS FIRE EQUIPMENT CO.</b> P.O. BOX 549, ALEXIS, ILLINOIS 61412 122 RESPONSE 1 MONROE FIRE & RESCUE MONROE, IA R1-D72 SIZE SCALE: DWG: NO D 1/2" = 1' CONTRACT # 5777 SHEET 1 OF 2
L2	41" WIDE X 29" HIGH X 30" DEEP	
L3 & R3	48" WIDE X 53" HIGH X 21" DEEP	
REAR	46" WIDE X 39" HIGH X 32" DEEP	

Pump Info:		Apparatus Type: Response 1 127 (84" O.A.)	
Control Location:	Front	Chassis:	Other 4-Door
Pump Driver:	None	Tank Capacity:	100
Pump Make:	Other		
Pump Model:	OTHER		
Pump GPM:			

REV #	DESCRIPTION	DATE	DWN	MATERIAL
1	REVISION HISTORY			Stainless Steel