

# FLATBED BRUSH TRUCK

MILES BENEFITED FIRE DISTRICT / MILES, IOWA



# ALEXIS




THANK YOU TO THE MILES BENEFITED FIRE DISTRICT FOR THE PURCHASE OF THIS UNIT.



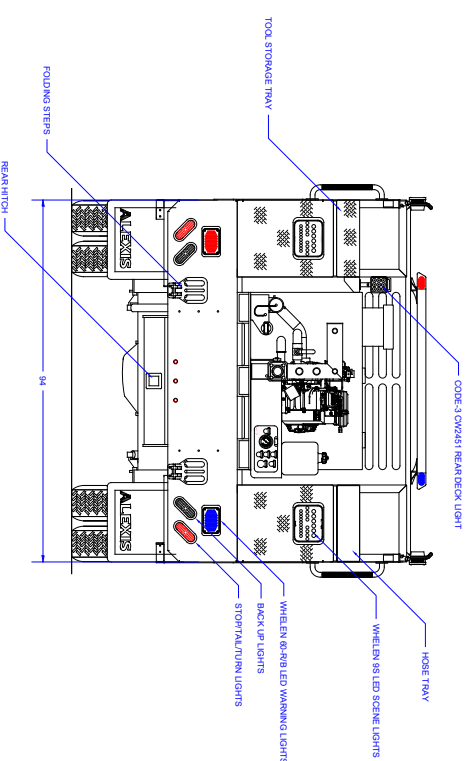
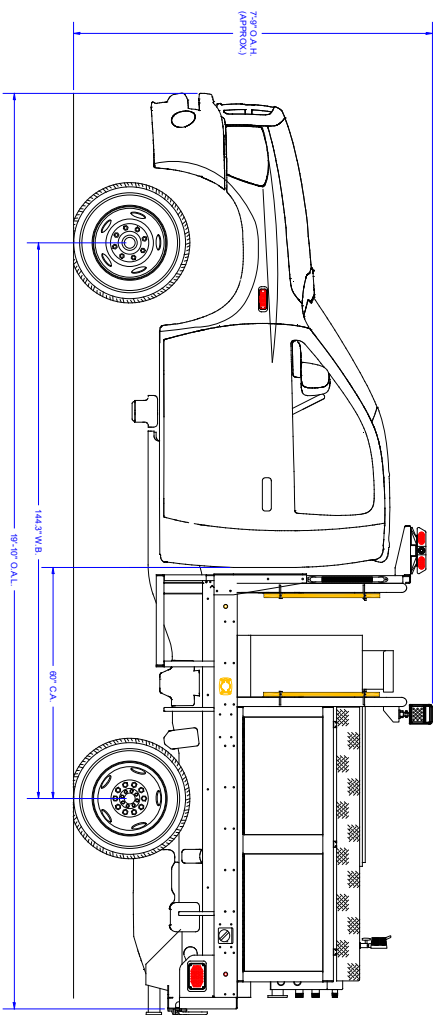
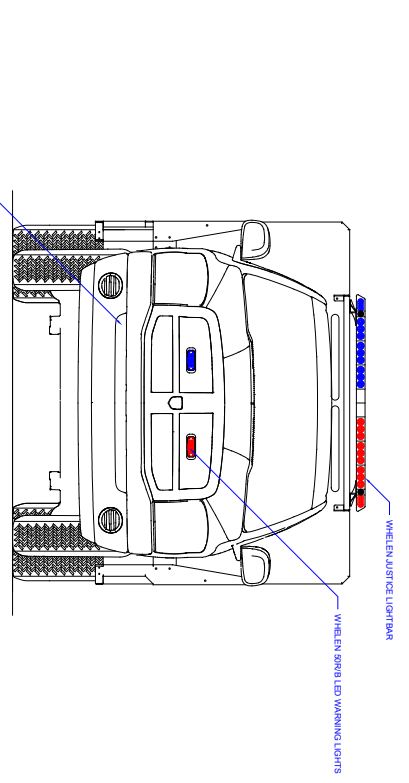
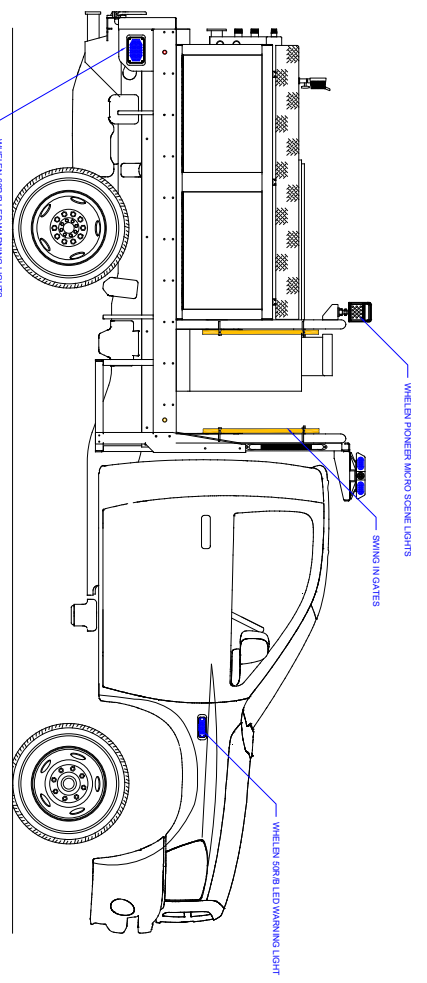
## TECHNICAL SPECIFICATIONS

- RAM 5500 4X4 2-Door Chassis
- Hemi 6.4L V8, Gasoline Engine
- RAM 6-speed Automatic Transmission
- Heavy Duty Aluminum Flatbed
- One (1) Reese type trailer/winch hitch with electrical connections, rear
- 300-Gallon Poly Skid Tank
- Darley 2BE Portable Pump with 18-HP Briggs and Stratton Gasoline engine
- One (1) 2 ½" Discharge, rear
- One (1) 1 ½" Discharge, rear
- Two (2) 1" Booster lines with 10-ft of hose each
- One (1) 2 ½" Gated Suction, rear
- One (1) Hose/Tool tray, left side compartment top
- One (1) Hose tray, right side compartment top
- Progressive Dynamics on-board battery charger with manual shoreline
- Whelen Electronic Siren with 100-watt Whelen speaker
- Whelen and Code 3 LED Scene Light Packages
- Whelen LED Warning Light Package
- Diamond Grade Chevron pattern striping, rear
- 7' 10" Overall height
- 19'10" Overall length
- 145.3" Wheelbase
- 60" Cab to Axle
- 5,200 FAWR
- 13,660 RAWR
- 18,000 GVWR



To view more photos and download spec sheet, please visit us at [AlexisFire.com](http://AlexisFire.com).





**COMPARTMENT DIMENSIONS**

COMP #	DOOR OPENING SIZES
L1/L2	30" WIDE x 20" HIGH x 17" DEEP
R1/R2	30" WIDE x 20" HIGH x 17" DEEP

UNLESS OTHERWISE SPECIFIED, DIMENSIONS ARE IN INCHES. DIMENSIONS ARE NOT COMPLICATIVE.

FRONT PANEL 24" x 16" METRIC 610 x 407

REAR PANEL 24" x 16" METRIC 610 x 407

The copyright of this drawing and the design of the equipment is the property of Miles Fire Equipment Co. and drawings to Miles Fire Equipment Co.

**MATERIAL**

BRUSH	M. BRUSH	05/04/18	SIZE SCALE	D	CONTRACT #	SK857	SHEET	1	OF	1
-------	----------	----------	------------	---	------------	-------	-------	---	----	---

**BRUSH TRUCK**

**MILES FIRE DEPT**

MILES, IA

**SK-C76**

**Equipment**

NO.	DESCRIPTION	DATE	NO.
01	CHASSIS UNIT	2/2018	NO. 1
02	SALES UNIT	4/10/18	NO. 1
01	SALES UNIT	5/2018	NO. 1

**Control Action**

Apparatus Type	Brush Truck
Chassis	Dodge - 2-Door
Tank Capacity	300

**Material** Aluminum

**Control Action**

Control Action	Brush Truck
Pump Drive	SKD - Gas
Pump Make	SKD - Gas
Pump Model	Pump GPM:

**Control Action**

Control Action	Brush Truck
Pump Drive	SKD - Gas
Pump Make	SKD - Gas
Pump Model	Pump GPM: