

# FLATBED BRUSH TRUCK

CITY OF MECHANICSVILLE FIRE DEPARTMENT  
MECHANICSVILLE, IOWA



# ALEXIS



THANK YOU TO THE CITY OF MECHANICSVILLE  
FIRE DEPARTMENT FOR THE PURCHASE OF THIS UNIT.



## TECHNICAL SPECIFICATIONS

- Ford F-550XL, 4x4 4-Door DRW Chassis
- Ford 6.8L V10, 288-HP Gasoline Engine
- Ford TorqShift 6-speed Automatic Transmission
- Heavy Duty Aluminum Flatbed
- Two (2) compartments with two (2) Drop down doors each, one (1) each side
- n-FAB Textured Black stainless steel running boards
- Front and rear trailer/winch hitches with electrical wiring
- AFE Stainless steel Brush Guard and bumper
- Xtreme off Road Super single wheel and tire Package
- 400-Gallon Poly Skid Tank with 10-Gallon foam tank
- Darley 1 ½ AGE Portable Pump with 20-HP Honda gasoline engine
- Two (2) 1 ½" Booster lines with 6-ft of hose each
- Two (1) 1" Discharges, rear
- Two (2) Electrically controlled spray booms, front bumper
- Akron Front Turret monitor controlled from cab
- Hannay Electric Booster Reel with 150-ft of 1" hose
- Trident "Foamate" Class A Around-the-pump foam system
- Floor mounted console for emergency switches, cab
- Whelen Electronic Siren with 100-watt Whelen speaker
- One (1) LED Swivel flood work light
- Two (2) Akron Extenda-Lite SceneStar 12-volt LED Telescopic lights
- Whelen LED Warning Light Package
- Diamond Grade Chevron pattern striping, rear
- 8' 4" Overall height
- 23' 3" Overall length
- 179.8" Wheelbase
- 60" Cab to Axle
- 7,500 FAWR
- 14,706 RAWR
- 19,500 GVWR

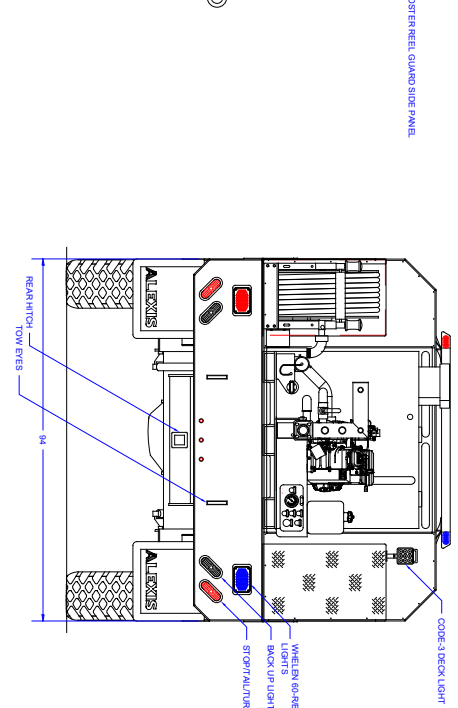
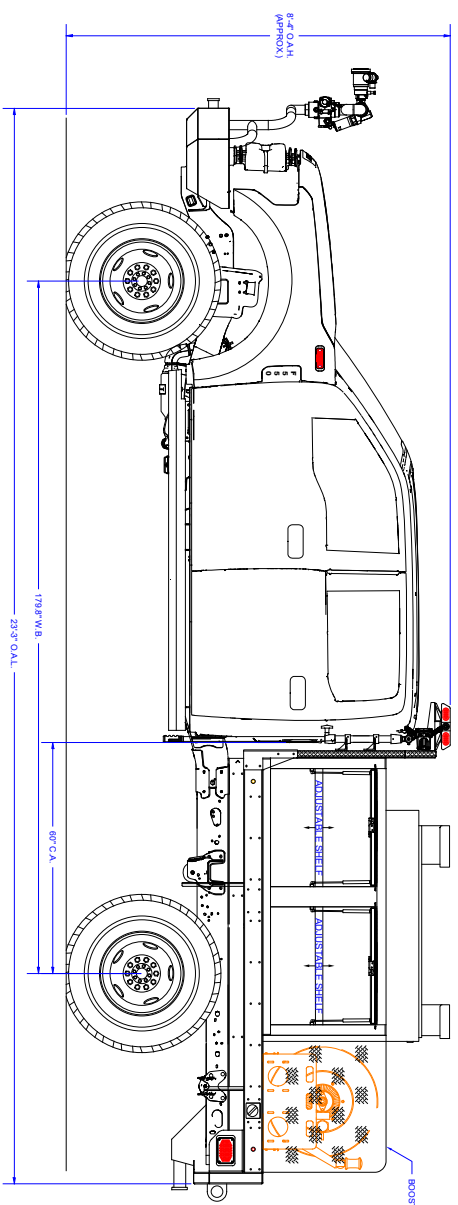
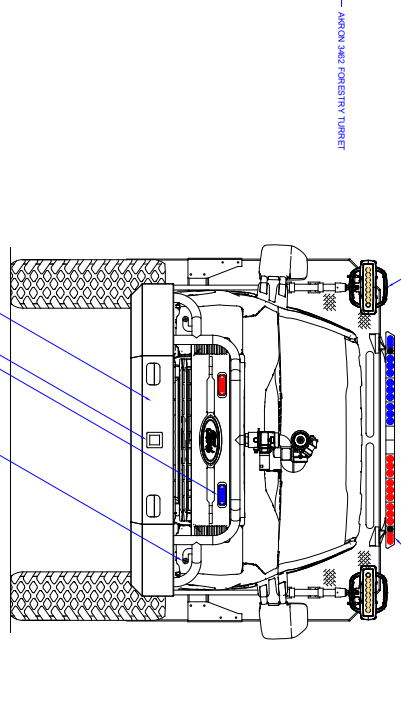
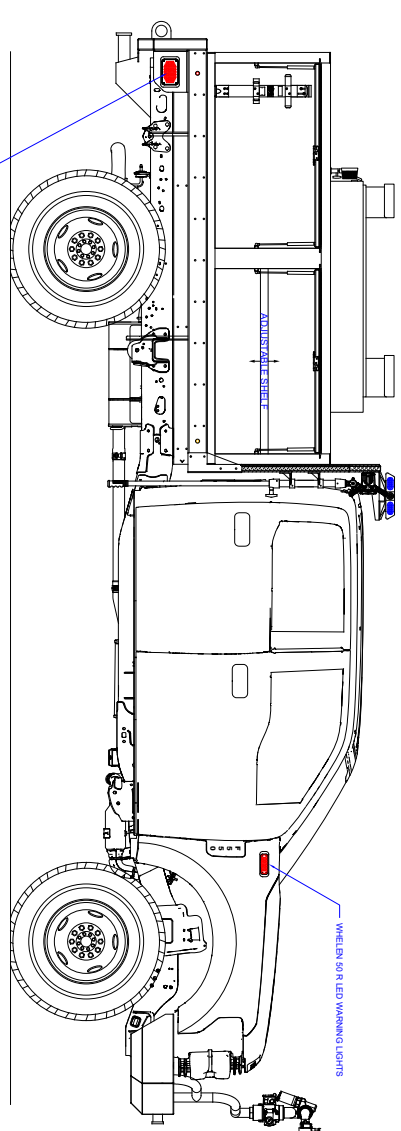


To view more photos and download spec sheet, please visit us at [AlexisFire.com](http://AlexisFire.com).

CUSTOMER APPROVAL SIGNATURE: \_\_\_\_\_ DATE: \_\_\_\_\_

MECHANICSVILLE-0418

IN THE EVENT THERE ARE DISCREPANCIES BETWEEN THE DRAWING AND THE SPECIFICATIONS, THE SPECIFICATIONS SHALL PREVAIL.



**COMPARTMENT DIMENSIONS**

COMP #	DOOR OPENING SIZES
L1 & L2	30" WIDE x 28" HIGH x 17" DEEP
R1 & R2	48" WIDE x 28" HIGH x 17" DEEP

UNLESS OTHERWISE SPECIFIED, DIMENSIONS ARE IN INCHES. DIMENSIONS ARE NOT COMPLICATIVE.

**FLATBED BRUSH TRUCK**  
**MECHANICSVILLE FIRE DEPARTMENT**  
 MECHANICSVILLE, IOWA

DATE: 04/23/18  
 SIZE SCALE: DWG NO: SK-C73  
 SHEET: 1 OF 2

REV	DESCRIPTION	DATE	OWN
1	REVISION HISTORY		

Item	Value
Pump Info:	
Control location:	Rear
Pump Drive:	
Pump Make:	SKID - Gas
Pump Model:	OTHER
Pump GPM:	

Material	Material
Aluminum	Brush Truck
	Chassis: Ford 4-Door
	Tank Capacity: 400

**Bluffs FIRE EQUIPMENT CO.**  
 PO BOX 568 ALEXIS, ILLINOIS 61412