

UTILITY BRUSH TRUCK # SK901

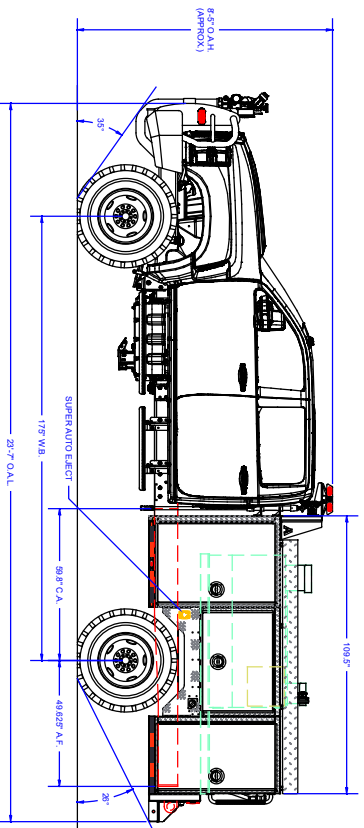
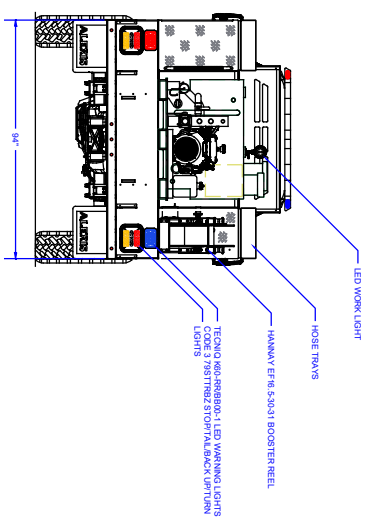
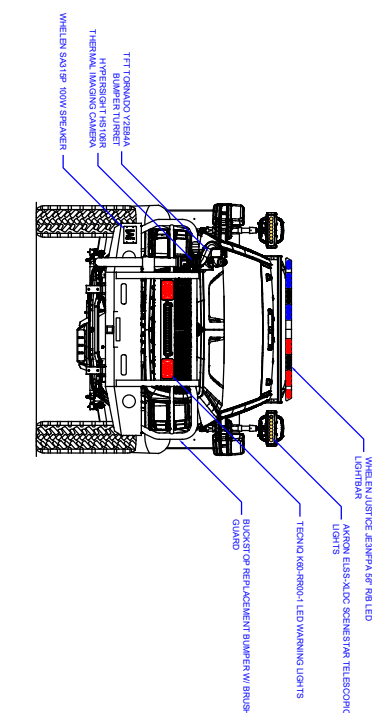


TECHNICAL SPECIFICATIONS

- International CV515 4x4 Crew Cab Chassis
- International 6.6 350 HP Diesel Engine
- Allison 2700 EVS Automatic Transmission
- Heavy Duty Aluminum Body and Subframe
- Super Single Wheels and Tires
- Buckstop Replacement Bumper with Brush Guard and Hitch
- Darley 1½AGE 21H Skid Mounted Pump
- Honda 20 HP Gas Engine
- One (1) 2½" Gated Intake, Rear
- One (1) 1½" Discharge, Rear
- One (1) 1" Discharge, Rear
- Around the Pump Foam Inductor
- TFT Tornado Bumper Turret with Hypersight Thermal Imaging Camera and in cab 7" Monitor
- Booster Reel with 100' of 1" Booster Hose, Rear Right
- 300 Gallon Poly Skid Tank with 10 Gallon Integral Foam Tank
- FRC Water Tank Level Gauge with In-Cab Mini Display
- Three (3) Compartments Each Side with Vinyl Covered Aluminum Pan Doors
- Two (2) Aluminum Treadplate Hose Trays One (1) Each Side Above the Compartments
- 12 Volt Electrical System with NFPA Compliant Warning Light Package
- Progressive Dynamics Battery Charger
- Kussmaul 120V 20A Super Auto Eject, Left Side Above Rear Wheel
- Tecniq LED Warning Light Package
- Whelen 200W Siren and 100W Speaker
- Two (2) Akron Scenestar LED Telescopic Lights – One (1) Each Side at the Front of Body
- One (1) Firetech HiViz 21" LED Brow Light, Brush Guard Mounted
- 8'-5" Overall height
- 23'-7" Overall length
- 175" Wheelbase
- 59.8" Cab to Axle
- 7,500 FAWR
- 13,558 RAWR
- 19,500 GVWR



MASON CITY CV-0004



DRAWN	SIZE	SCALE	DWG NO
10/10/00			11T A/

M. TINKHAM	10/20/23	D	12" = 1'	01-A4
MATERIAL	CONTRACT #		SK901	SHEET