

2000-GALLON WETSIDE TANKER



CITY OF WILTON FIRE DEPARTMENT WILTON, IOWA

TECHNICAL SPECS

- Freightliner M2 106, 2-Door Chassis
- Cummins ISL, 350-HP Diesel Engine
- Allison 3000 EVS Automatic Transmission
- Heavy Duty 3/16" Aluminum Body
- ROM Roll Up Doors
- 2000-Gallon Wetside Poly Tank
- Two (2) 2 1/2" Tank fills, one (1) left side operator's panel and one (1) rear
- One (1) Newton 10" square manual swivel dump with 36" extension, rear
- Waterous CLVK, 500-GPM PTO Pump
- Left side under tank pump operator's panel
- Two (2) 2 1/2" Discharges, one (1) left side and one (1) rear
- Two (2) Electric Booster Reels with 150-ft of 1" hose each, one (1) each side
- 18" Front Bumper extension
- Ziamatic Hydraulic hinged folding tank rack for 2100 gallon tank, right side
- Two (2) Suction hose storage gutters, left side
- Progressive Dynamics on-board Battery charger with Viair compressor
- Kussmaul Super Auto Eject 120-volt shoreline
- Overhead console for emergency switches, cab
- Whelen Electronic Siren with 100-watt Whelen speaker
- Four (4) Whelen LED Scene lights, one (1) each side and two (2) rear
- One (1) Golight LED floodlight/spotlight remote controlled from cab
- Whelen LED Warning Light Package
- Diamond Grade Chevron pattern striping, rear
- 9' 7" Overall height
- 28' 7" Overall length
- 208" Wheelbase
- 142.45" Cab to Axle
- 14,600 FAWR
- 30,000 RAWR
- 44,600 GVWR



To view more photos,
visit www.AlexisFire.com

WE WOULD LIKE TO THANK
THE CITY OF WILTON FIRE
DEPARTMENT FOR THEIR BUSINESS.



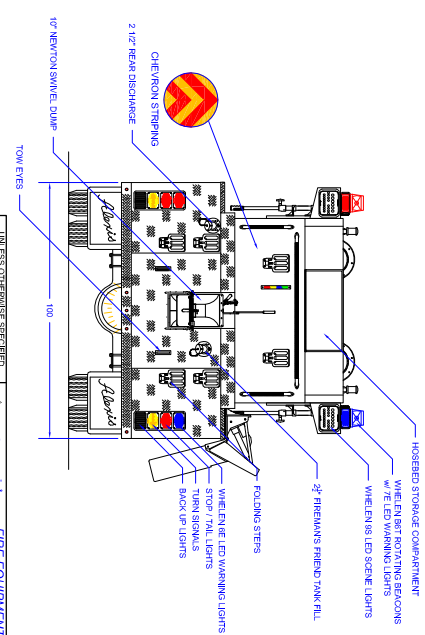
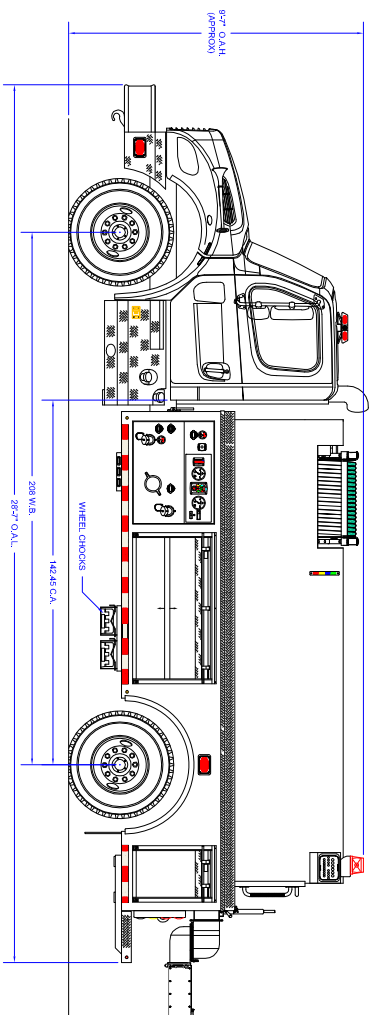
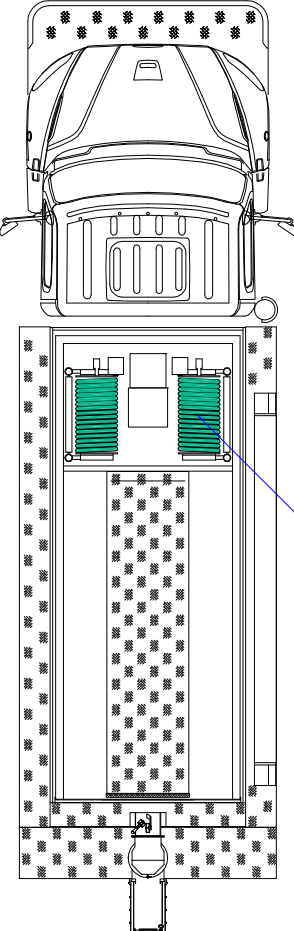
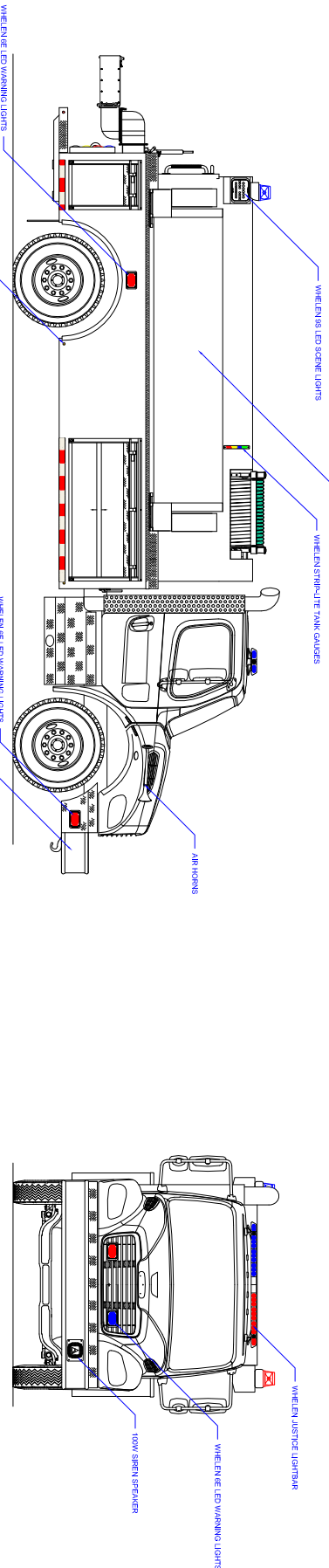
Demand To Be Different.

8 7 6 5 4 3 2 1

CUSTOMER APPROVAL SIGNATURE: _____ DATE: _____

WILTON-0014

IN THE EVENT THERE ARE DISCREPANCIES BETWEEN THE DRAWING AND THE SPECIFICATIONS, THE SPECIFICATIONS SHALL PREVAIL.



COMPARTMENT DIMENSIONS

COMP #	DOOR OPENING SIZES
L1	55" WIDE X 28" HIGH X 28" DEEP
L2	18" WIDE X 28" HIGH X 28" DEEP
R1	60" WIDE X 28" HIGH X 28" DEEP
R2	18" WIDE X 28" HIGH X 28" DEEP

UNLESS OTHERWISE SPECIFIED, DIMENSIONS ARE IN INCHES	FRONTAL 4-882	ANGLE 48 2-62
TOTAL LENGTH	3116	METRIC 79100
TOTAL WIDTH	116	METRIC 2941

FIRE EQUIPMENT CO.	
P.O. BOX 548 ALEXIS, ILLINOIS 61412	
WILTON FIRE DEPARTMENT	
WILTON, IOWA	
DATE	12/21/19
BY	MELISSA TINKHAM
SIZE BLOCK	30X30
CONTRACT #	D 1/2" = 1'
SHEET	1 OF 2

REVISION HISTORY

REV	DESCRIPTION	DATE	BY
01	SALES UPDATES	01/20/24	NAJ
02	SALES UPDATES	01/20/24	NAJ

Pump Info:

Control Location:	Under Tank
Pump Drive:	PTO
Pump Make:	Waters
Pump Model:	CL Series
Pump GPM:	200
Material:	Aluminum

COMPARTMENT DIMENSIONS

COMP #	DOOR OPENING SIZES
L1	55" WIDE X 28" HIGH X 28" DEEP
L2	18" WIDE X 28" HIGH X 28" DEEP
R1	60" WIDE X 28" HIGH X 28" DEEP
R2	18" WIDE X 28" HIGH X 28" DEEP