

2200-GALLON TANKER



CITY OF VICTOR FIRE DEPARTMENT VICTOR, IOWA

TECHNICAL SPECS

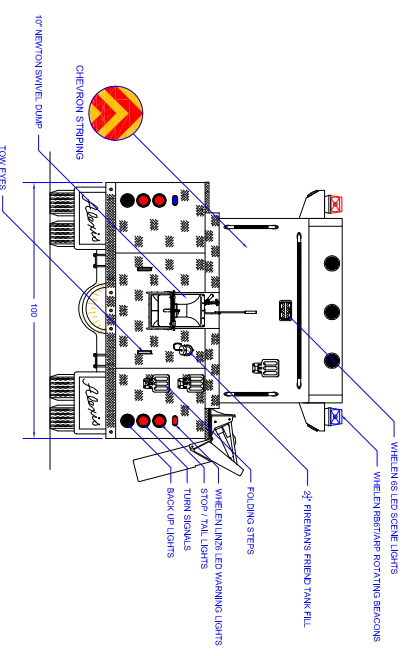
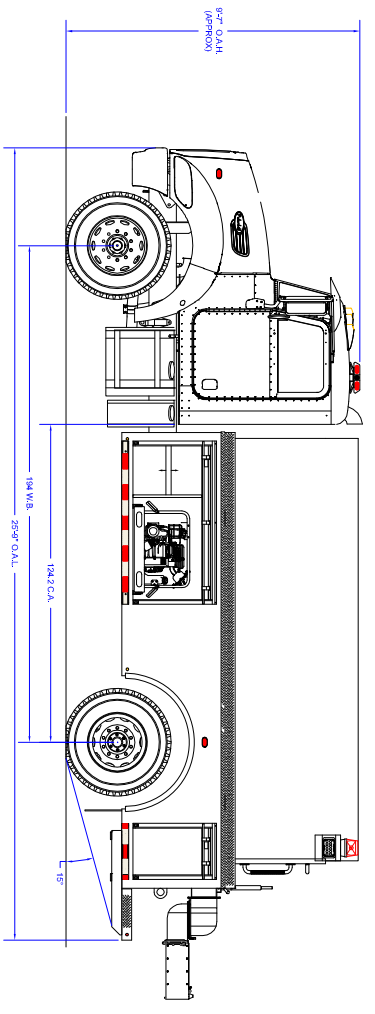
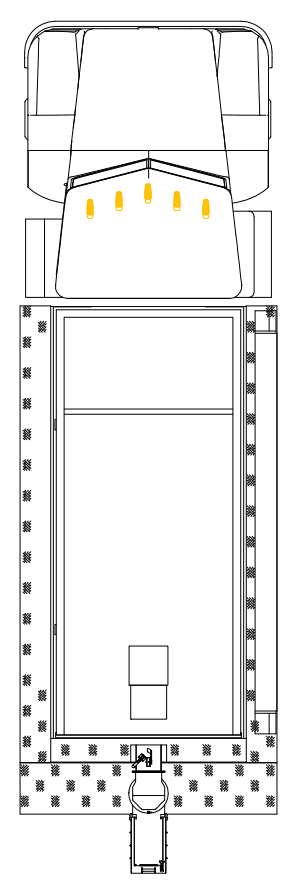
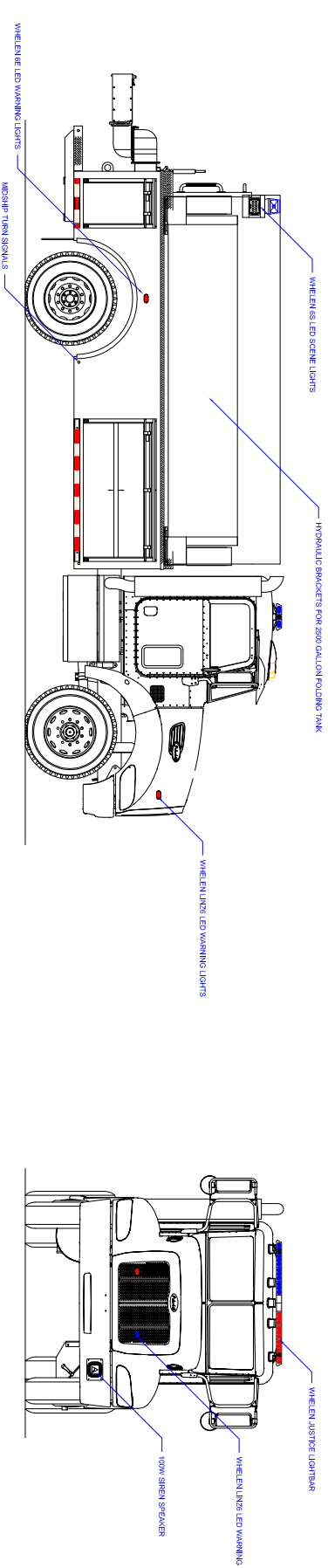
- Peterbilt 348 Chassis
- Paccar PX-9, 350-HP Diesel Engine
- Allison 3000 EVS Automatic Transmission
- Heavy Duty 3/16" Aluminum Body
- ROM Roll Up Doors
- 2200-Gallon Poly Tank
- One (1) 2 1/2" Fireman's Friend Tank fill, rear
- One (1) Newton 10" square manual swivel Dump with 36" extension
- Waterous PB18-3030C Pump with 20-HP Honda gasoline engine
- One (1) 2 1/2" Discharge
- Ziamatic electric folding tank rack for 2500-gallon tank, right side
- Whelen Electronic Siren with 100-watt Cast Products speaker
- Three (3) Whelen LED Scene Lights, one (1) each side and one (1) rear
- Two (2) Air Horns, one (1) each side of hood
- Whelen LED Warning Light Package
- Chevron pattern striping, rear
- 9' 7" Overall height
- 25' 9" Overall length
- 194" Wheelbase
- 124.2" Cab to Axle
- 14,600 FAWR
- 30,000 RAWR
- 44,600 GVWR



To view more photos,
visit www.AlexisFire.com

WE WOULD LIKE TO THANK
THE CITY OF VICTOR FIRE DEPARTMENT
FOR THEIR BUSINESS.





CUSTOMER APPROVAL SIGNATURE: _____ DATE: _____

VICTOR-0009

WETSIDES EQUALIZER

VICTOR FIRE DEPARTMENT

VICTOR, IOWA

T-H18

COMPARTMENT DIMENSIONS

COMP #	DOOR OPENING SIZES
L1	60" WIDE X 27" HIGH X 25" DEEP
R1	60" WIDE X 27" HIGH X 25" DEEP
L2 & R2	18" WIDE X 27" HIGH X 25" DEEP

UNLESS OTHERWISE SPECIFIED:
 DIMENSIONS ARE IN INCHES
 TOTAL HEIGHT OF 850 SERIES AND 850P
 MODEL: 4-882 ANGULAR: 4.6°
 PREVENTIONAL: ± 116 METRIC: ± 1.6 mm

WETSIDES FIRE EQUIPMENT CO.
 P.O. BOX 549 ALEXIS, ILLINOIS 61412

WEISSA TANKMAN
 03/20/14
 SIZE: 2200
 CONTRACT # 2253
 SHEET 1 OF 2

REVISION HISTORY		DATE	OWN
REV	DESCRIPTION	DATE <td>OWN</td>	OWN
01	SALES UPDATES	04/1	NLS
02	SALES UPDATES	04/14	NLS
03	CHANGE ORDER #X	01/20/18	LIB

Pump Info:	Apparatus Type:	Tanker
Control Location: Under Tank	Chassis: Peterbilt 2-Door	
Pump Make: Sauer-Dan	Tank Capacity: 2200	
Pump Model: None		
Pump GPM:	Material: Aluminum	

COMP #	DOOR OPENING SIZES
L1	60" WIDE X 27" HIGH X 25" DEEP
R1	60" WIDE X 27" HIGH X 25" DEEP
L2 & R2	18" WIDE X 27" HIGH X 25" DEEP

UNLESS OTHERWISE SPECIFIED:
 DIMENSIONS ARE IN INCHES
 TOTAL HEIGHT OF 850 SERIES AND 850P
 MODEL: 4-882 ANGULAR: 4.6°
 PREVENTIONAL: ± 116 METRIC: ± 1.6 mm

WETSIDES FIRE EQUIPMENT CO.
 P.O. BOX 549 ALEXIS, ILLINOIS 61412

WEISSA TANKMAN
 03/20/14
 SIZE: 2200
 CONTRACT # 2253
 SHEET 1 OF 2