

FLATBED BRUSH TRUCK



PONTIAC RURAL FIRE PROTECTION DISTRICT PONTIAC, ILLINOIS

TECHNICAL SPECS

- Ford F-550 4-Door 4x4 DRW Chassis
- Ford Power Stroke 6.7L Diesel Engine
- Ford TorqShift 6-speed Automatic Transmission
- Heavy Duty 3/16" Aluminum Body
- Front and Rear Reese type winch/hitches with electrical connections
- One (1) Warn multi-mount 9000-lb Winch
- One (1) Boss steel snow plow with lights and smart hitch
- Black Front Grill guard
- EMS cabinet, left side cab rear crew area
- 300-Gallon Poly Skid Tank with 10-Gallon foam tank
- Waterous PB18-3030LE Pump with 21-HP Kubota Diesel Engine
- Two (2) 1 1/2" Discharges, rear
- Two (2) Electrically controlled spray booms, front bumper
- Scotty Around the Pump foam inductor/mixer
- One (1) Hannay electric booster reel with 150-ft of 1" hose
- Two (2) compartments, one (1) each side with two (2) doors each
- Additional left side rear compartment access door
- Two (2) top mounted upper compartments with top access lids, one (1) each side
- Two (2) Underbody compartments, one (1) each side ahead of rear wheels
- One (1) Portable Winch bracket, left side underbody compartment
- Two (2) FlameFighter walk-away Air pack brackets, right side
- Floor mounted console for emergency switches with map/binder storage, cab
- Two (2) Akron Extenda-Lite 12-volt LED Telescopic lights, one (1) each side
- Whelen Electronic Siren with 100-watt Whelen speaker
- Whelen LED Warning Light Package
- Chevron pattern striping, rear
- 7' 10" Overall height
- 22' 1" Overall length
- 176.2" Wheelbase
- 60" Cab to Axle
- 7,000 FAWR
- 14,700 RAWR
- 19,500 GVWR

To view more photos,
visit www.AlexisFire.com

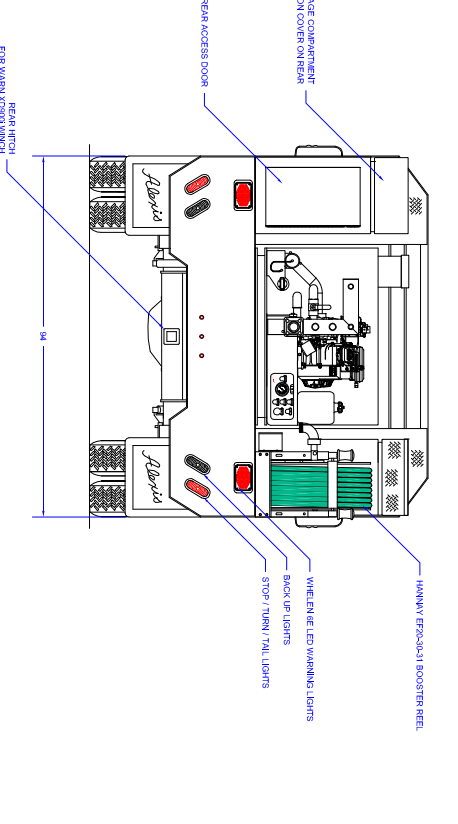
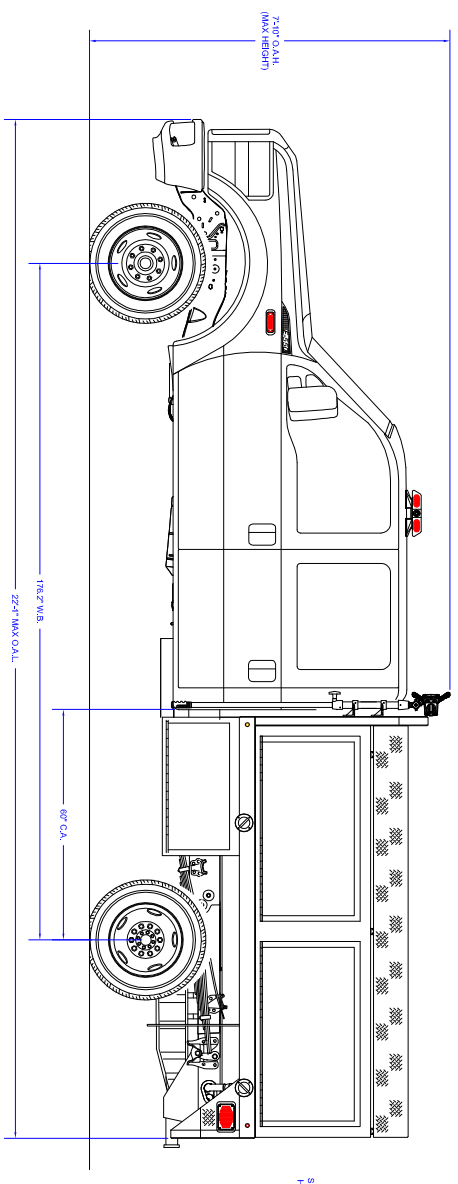
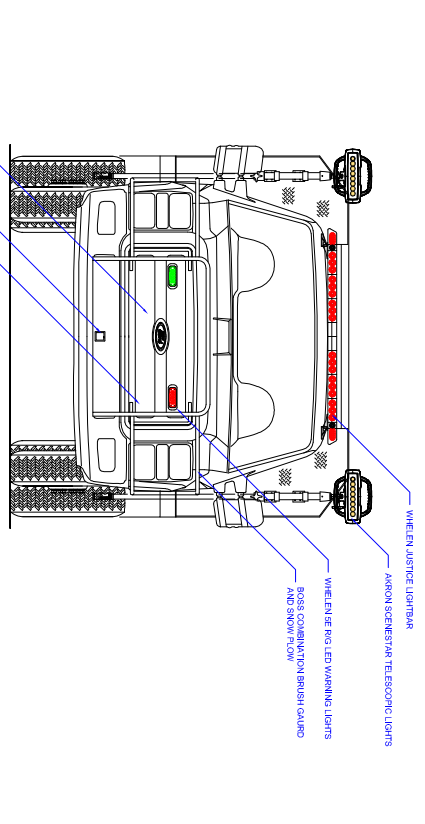
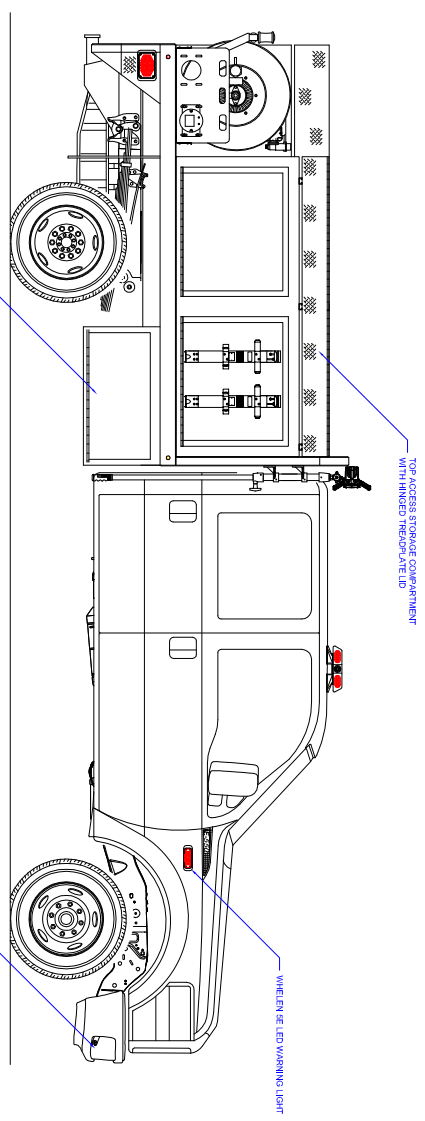
WE WOULD LIKE TO THANK
THE PONTIAC RURAL FIRE PROTECTION
DISTRICT FOR THEIR BUSINESS.



CUSTOMER APPROVAL SIGNATURE: _____ DATE: _____

PONTIAC-0001

IN THE EVENT THERE ARE DISCREPANCIES BETWEEN THE DRAWING AND THE SPECIFICATIONS, THE SPECIFICATIONS SHALL PREVAIL.



COMPARTMENT DIMENSIONS

REV	DESCRIPTION	DATE	OWN
8	REVISION HISTORY		
7			
6			
5			
4			
3			
2			
1			

Pump Info:		Apparatus Type: Brush Truck	
Control Location:	Rear	Chassis:	Ford 4-Door
Pump Drive:	Waterous	Tank Capacity:	312
Pump Model:	OTHER	Material:	Aluminum
Pump GPM:	75		

UNLESS OTHERWISE SPECIFIED		DIMENSIONS ARE IN INCHES	
TOTAL LENGTH	22'-0"	WHEELBASE	116.2"
OVERALL WIDTH	7'-0"	MAX HEIGHT	7'-0"
FRONT HITCH	4'-0"	REAR HITCH	4'-0"
WHEEL SPACING	5'-0"	WHEEL SPACING	5'-0"

DRAWN		SIZE	
R. WILSON	04/21/14	BOSS	30X30
		CONTRACT #	SK825

FIRE EQUIPMENT CO.	
P.O. BOX 549 ALEXIS, ILLINOIS 61412	
FLATBED BRUSH TRUCK	
PONTIAC FIRE DEPARTMENT	
PONTIAC, ILLINOIS	
SK-C10	
SHEET 1 OF 2	