


12-FOOT RESPONSE ONE WITH SKID UNIT



LODA FIRE PROTECTION DISTRICT
LODA, ILLINOIS

TECHNICAL SPECS

- Ford F-550XL 4-Door 4x4 DRW Chassis
- Ford Power Stroke 6.7L V8, 300-HP Diesel Engine
- Ford Torq Shift 6-speed Automatic Transmission
- Heavy Duty 3/16" Aluminum Body
- ROM Roll UP Doors
- Luverne stainless steel running boards
- Warn stainless steel brush guard with wrap around and front winch receiver
- One (1) Reese type rear hitch/winch receiver with electrical connections
- One (1) Warn multi-Mount 9000-lb winch
- 300-Gallon Poly Skid Tank with 10-Gallon foam tank
- Waterous PB18-3030LE Pump with Honda 20-HP gasoline engine
- One (1) 2 1/2" Discharge, rear
- One (1) 1 1/2" Discharge plumbed to right side hose tray
- One (1) 2 1/2" Discharge, incorporated into front brush guard
- Scotty Around the Pump foam inductor/mixer
- One (1) Hannay electric booster reel with 100-ft of 1" hose, rear
- Suction hose/pike pole storage, right side roof
- Two (2) Air bottle compartments, right side wheel well
- Two (2) Vertical pull-out tool boards, right side
- One (1) Air Bag rack, right side
- One (1) cribbing containment compartment, right side
- Four (4) walk-away air pack brackets, left side
- Floor mounted console for emergency switches with map/binder storage, cab
- Progressive Dynamics on-board battery charger
- Kussmaul Super Auto Eject 120-volt shoreline
- Whelen Electronic Siren with 100-watt Whelen speaker
- Smart Power 5500-watt hydraulically driven generator with 120-volt system
- Two (2) Akron Extenda-Lite 120-volt 750-watt telescopic lights, one (1) each side
- Two (2) Akron Extenda-Lite 120-volt 750-watt tripod lights, rear
- Whelen LED Warning Light Package
- Chevron pattern striping, rear
- 7' 11" Overall height
- 25' 4" Overall length
- 200" Wheelbase
- 84" Cab to Axle
- 7,000 FAWR
- 14,706 RAWR
- 19,500 GVWR



To view more photos,
visit www.AlexisFire.com

**WE WOULD LIKE TO THANK
THE LODA FIRE PROTECTION DISTRICT
FOR THEIR BUSINESS.**

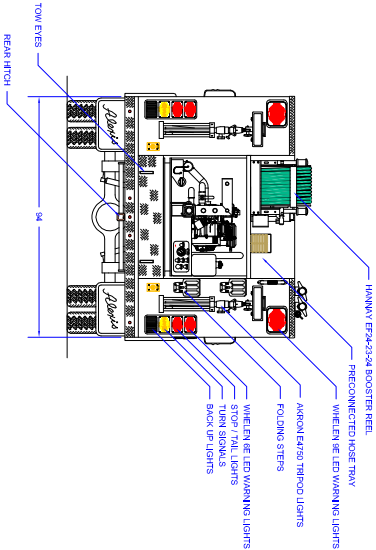
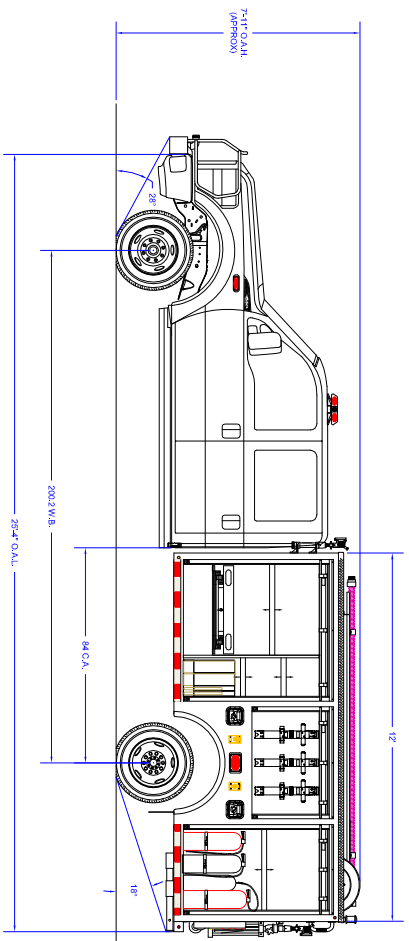
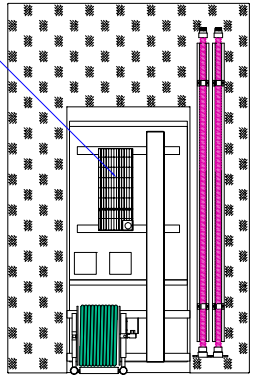
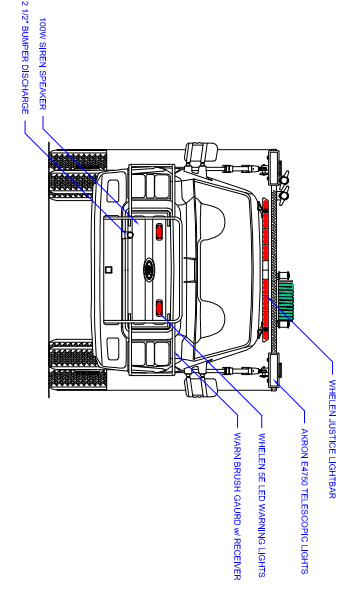
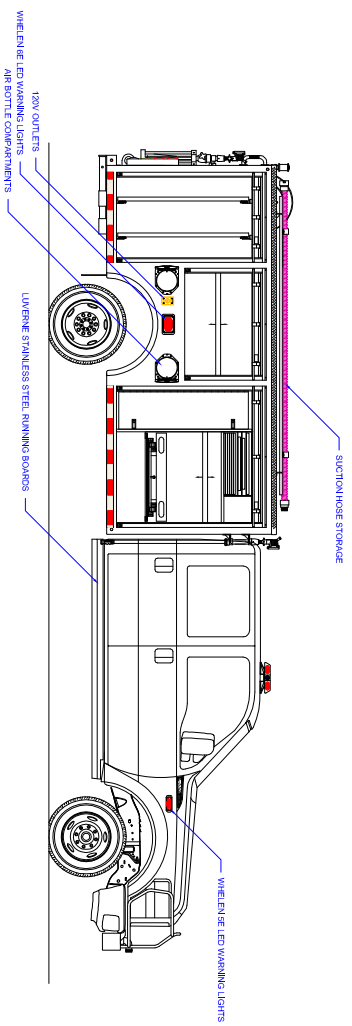


CUSTOMER APPROVAL SIGNATURE: _____

DATE: _____

LODA-0003

IN THE EVENT THERE ARE DISCREPANCIES BETWEEN THE DRAWING AND THE SPECIFICATIONS, THE SPECIFICATIONS SHALL PREVAIL.



REARVIEW HISTORY									
REV	DESCRIPTION	DATE	OWN						
01	SKIDS UPGRADES	05/04/04	MACT						
02	SKIDS UPGRADES	08/22/05	MACT						
Pump Drive:				Pump Make:		S&B - Gas			
Pump Model:				Pump GPM:					
Apparatus Type:				Mini Pumper (Response 1 w/pump)					
Chassis:				Ford 4-Door					
Tank Capacity:				312					
Material:				Aluminum					
Pump GPM:								A	
COMPARTMENT DIMENSIONS									
COMP #				DOOR OPENING SIZES					
L1 & R1				51" WIDE X 59" HIGH X TRANSVERSE					
L2 & R2				40" WIDE X 20" HIGH X 21" DEEP					
L3 & R3				31" WIDE X 59" HIGH X 21" DEEP					
REAR				OPEN		2			
UNLESS OTHERWISE SPECIFIED DIMENSIONS ARE IN INCHES TOLERANCES ARE NOT CUMULATIVE									
FRACTIONAL: ± 0.002				ANGULAR: ± 0.5°		METRIC: ± 0.6 mm			
The copyright in the drawing and design and the right of reproduction here is vested in and belongs to Alexis Fire Equipment Co.				LODA FIRE PROTECTION DISTRICT					
LODA, ILLINOIS				R1-C54					
SHEET 1				OF 2		SKIDS			
CONTRACT #				SKIDS					
DATE/REV.				2					