

## 3500-GALLON EQUALIZER TANKER



**ELKHART RURAL FIRE PROTECTION DISTRICT**  
ELKHART, ILLINOIS

### TECHNICAL SPECS

- Freightliner M2 106 2-Door Chassis
- Cummins ISL 350-HP Diesel Engine
- Allison 3000 EVS Automatic Transmission
- Heavy Duty 3/16" Aluminum Body
- ROM Roll Up Doors
- 3500-Gallon Wet side Poly Tank
- One (1) 4" and (1) 2 1/2" Fireman's Friend Tank fills, rear
- One (1) Newton 10" square swivel electric tank dump with 36" extension, rear
- Waterous CLVK 500-GPM Pump
- Pump Operator's panel under tank left side
- Two (2) 2 1/2" Discharges, left side
- One (1) 1 1/2" Preconnect, left side top of compartment
- Four (4) Flame Fighter walk-away Air pack brackets, two (2) each side
- Folding Tank rack for 3500-gallon tank, right side compartment top
- Suction hose storage tray, left side compartment top
- One (1) Pike pole storage tube, left side
- Two (2) Dual bottle Air bottle compartments, one (1) each side
- Progressive Dynamics on-board battery charger with Viair air compressor
- Audiovox back-up camera with 7" color monitor
- Kussmaul Super Auto Eject 120-volt shoreline connection
- Floor mounted console for emergency switches, cab
- Whelen Electronic Siren with Whelen speaker
- Six (6) Whelen LED Scene lights, two (2) each side and two (2) rear
- Whelen LED Warning Light Package
- Chevron pattern striping, rear
- 10' 8" Overall height
- 30' 2" Overall length
- 216" Wheelbase
- 150.45" Cab to Axle
- 16,000 FAWR
- 46,000 RAWR
- 62,000 GVWR



To view more photos,  
visit [www.AlexisFire.com](http://www.AlexisFire.com)

**WE WOULD LIKE TO THANK  
THE ELKHART RURAL FIRE PROTECTION  
DISTRICT FOR THEIR BUSINESS.**

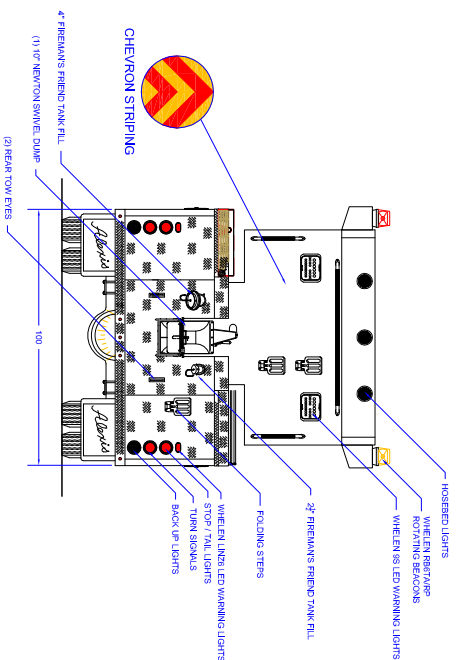
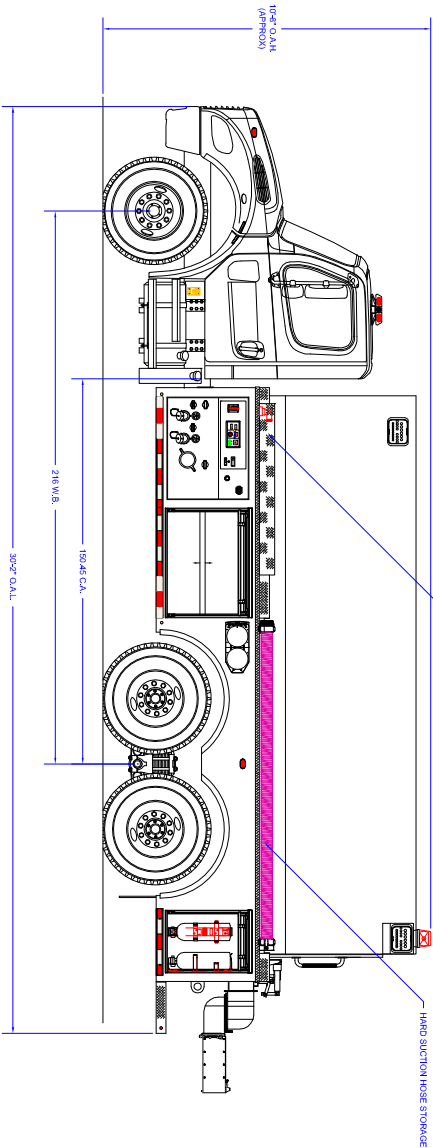
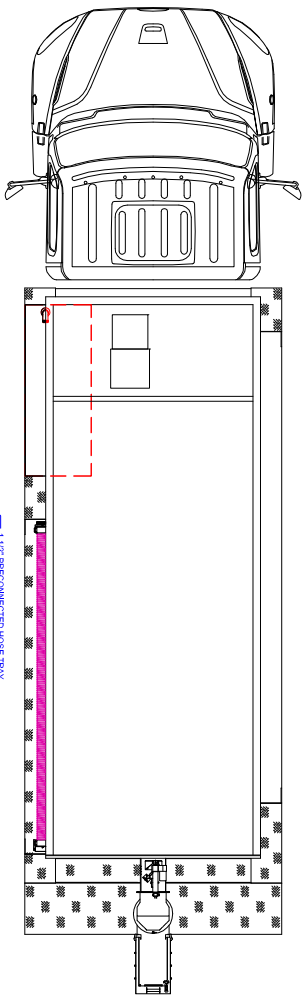
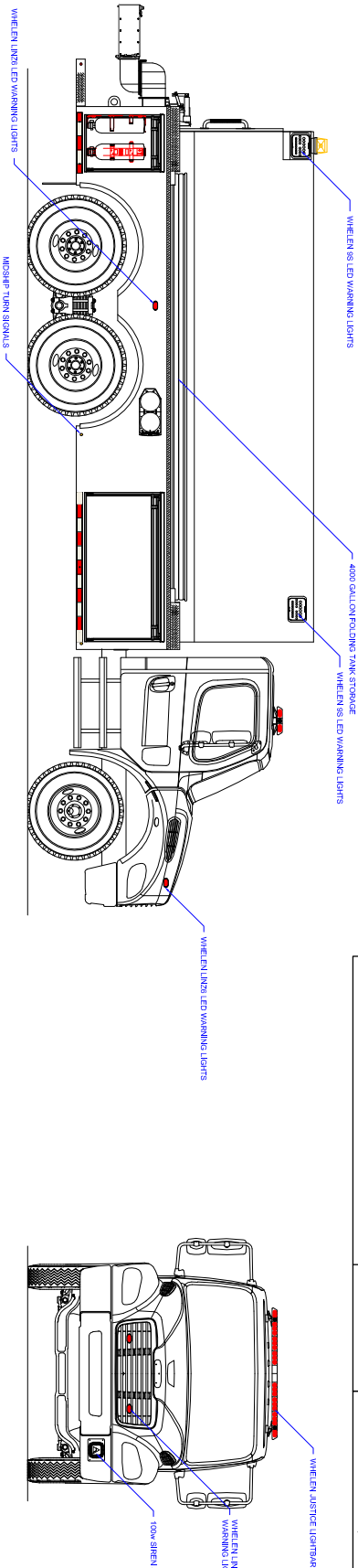


CUSTOMER APPROVAL SIGNATURE: \_\_\_\_\_

DATE: \_\_\_\_\_

IN THE EVENT THERE ARE DISCREPANCIES BETWEEN THE DRAWING AND THE SPECIFICATIONS, THE SPECIFICATIONS SHALL PREVAIL.

ELKHART-0001



COMPARTMENT DIMENSIONS

Pump Info:		Apparatus Type: Tanker		COMP #	
Control Location: Under Tank		Chassis: Freightliner 2-Door		L1	
Pump Drive: PTO		Tank Capacity: 3500		40" WIDE X 27" HIGH X 26" DEEP	
Pump Make: Wabco		CL Series		61" WIDE X 27" HIGH X 26" DEEP	
Pump Model: CL Series		Material: Aluminum		21" WIDE X 27" HIGH X 26" DEEP	
REV		DATE		L2 & R2	
DESCRIPTION		DRAWN		M. JINCHAM	
CITY/STATE		L2C		9/23/14	
PUMP GPM: 500		CONTRACT #		D 1/2" = 1'	
				2280	
				SHEET 1 OF 2	

UNLESS OTHERWISE SPECIFIED, DIMENSIONS ARE IN INCHES. TOLERANCES ARE AS SHOWN. DIMENSIONS ARE TO THE CENTERLINE OF THE TANK. DIMENSIONS ARE TO THE CENTERLINE OF THE TANK. DIMENSIONS ARE TO THE CENTERLINE OF THE TANK.

EQUALIZER TANKER  
ELKHART RURAL FIRE PRO DIST  
ELKHART, ILLINOIS

TE-A29

1/2" = 1'

2280

SHEET 1 OF 2