


CUSTOM SIDE CONTROL RESCUE/PUMPER



CRETE TOWNSHIP FIRE PROTECTION DISTRICT CRETE, ILLINOIS

TECHNICAL SPECS

- Spartan Metro Star EMFD 10" raised roof Chassis
- Cummins ISL9, 450-HP Diesel Engine
- Allison 3000 EVS Automatic Transmission
- Six (6) Man cab seating with three (3) SCBA seats
- Heavy Duty 304 Stainless Steel Body with ROM painted Roll Up Doors
- 21" Front Bumper Extension with 5" front suction and pre-connected hose
- 1000-Gallon Poly Tank with 30-Gallon Foam Tank
- Hale QMAX, 1500-GPM Pump with left side operator's panel
- Four (4) 2 1/2" Discharges, two (2) left, one (1) right and one (1) front of hose bed
- Three (3) 3" Discharges, one (1) right side, one (1) rear and one (1) over pump
- One (1) Akron Apollo monitor with TFT Extend-a gun
- Two (2) 1 1/2" Mattydale Preconnects, across top of body
- One (1) 2 1/2" Gated Suction, left side
- Foam Eductor with 125-GPM capacity
- EMS Compartment and map Box, chassis cab
- Three (3) Vertical pull-out tool boards, left
- Air bag storage and Fire extinguisher rack, right side
- Three (3) Triple bottle Air bottle compartments, two (2) right and one (1) left side
- Zico Hydraulic Ladder Rack, right side
- Pike Pole storage compartment, left side with rear access
- Two (2) Hannay Dual Hydraulic hose reels, upper rear compartment
- Federal Q2B mechanical siren and two (2) Air horns, front bumper
- Firecom Intercom System and Rear Camera system
- Whelen electronic Siren with 100-watt Cast Products speaker
- Harrison 10-kW Hydraulically driven Generator with 120-volt system
- Two (2) Electric cord reels with 150-ft of cord, one (1) each side pump module
- Two (2) ROM Magnafire 750-watt 120-volt telescoping Tripod lights, rear
- Will-Burt Night Scan Chief with four (4) FRC Spectra LED lights
- Whelen LED Warning and Scene Light Packages
- Diamond Grade Chevron pattern striping, rear
- 10' 7" Overall height
- 33' 7" Overall length
- 205" Wheelbase
- 145" Cab to Axle
- 21,500 FAWR
- 31,000 RAWR
- 52,500 GVWR



To view more photos,
visit www.AlexisFire.com

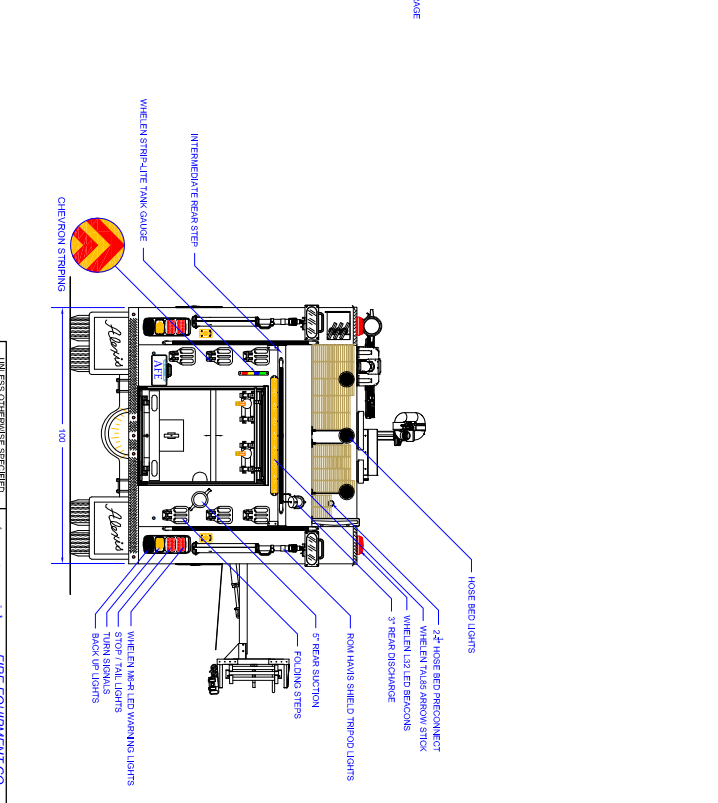
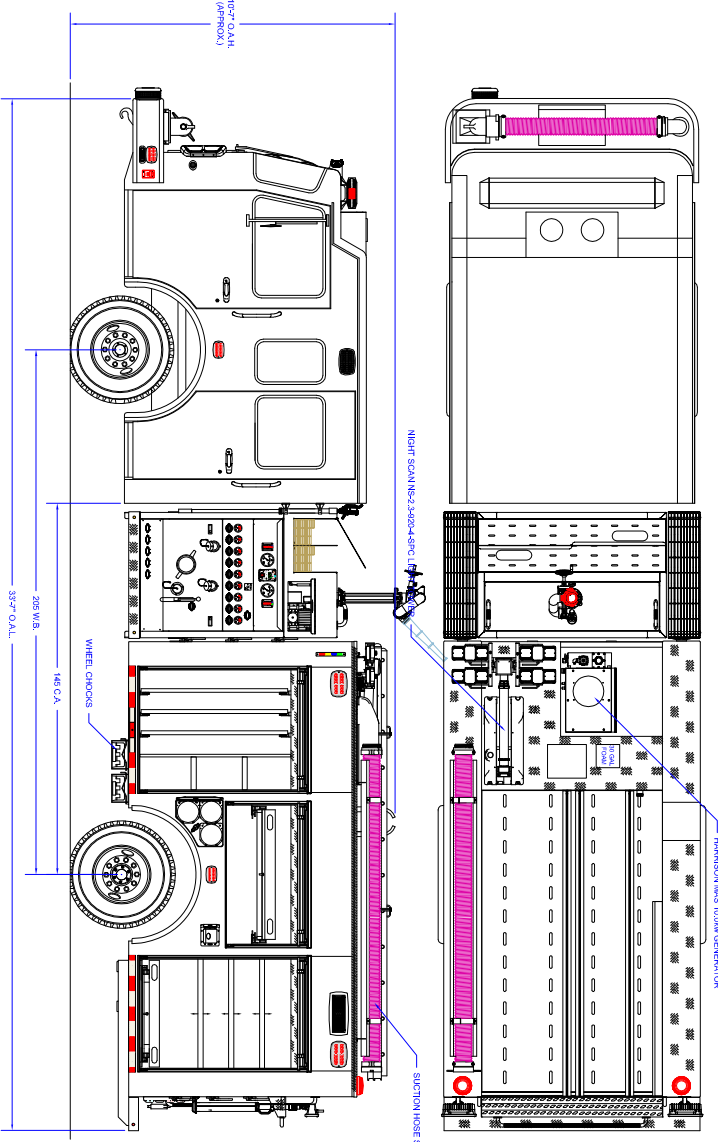
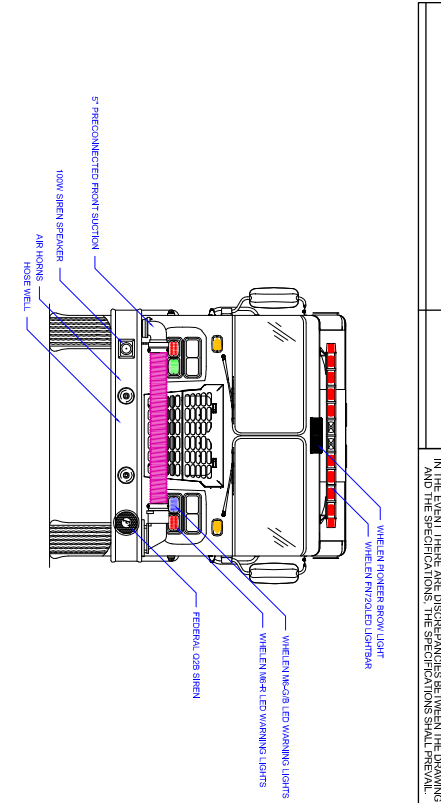
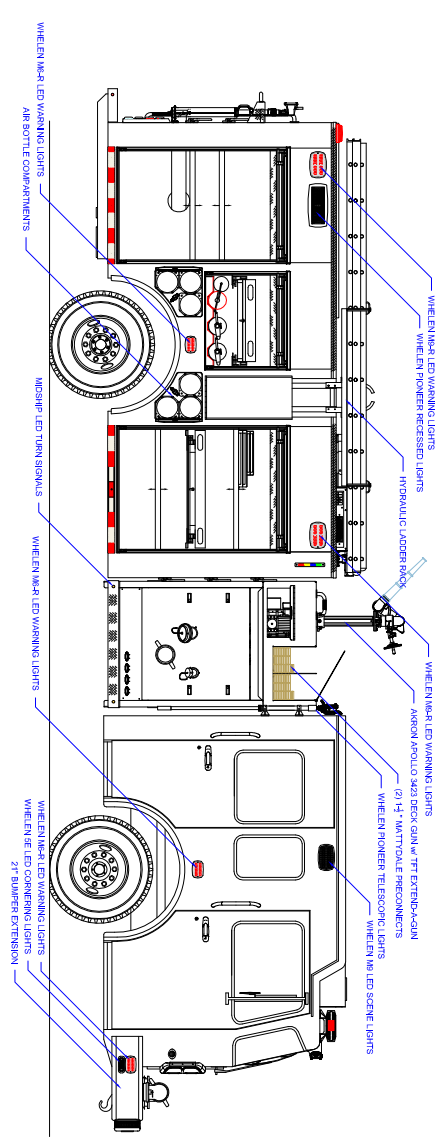
WE WOULD LIKE TO THANK
THE CRETE TOWNSHIP FIRE PROTECTION
DISTRICT FOR THEIR BUSINESS.



CUSTOMER APPROVAL SIGNATURE: _____ DATE: _____

CRETE TW-0002

IN THE EVENT THERE ARE DISCREPANCIES BETWEEN THE DRAWING AND THE SPECIFICATIONS, THE SPECIFICATIONS SHALL PREVAIL.



COMPARTMENT DIMENSIONS

| COMP # | DOOR OPENING SIZES |
|---------|--------------------------------|
| L1 & R1 | 47" WIDE X 61" HIGH X 26" DEEP |
| L2 | 54" WIDE X 27" HIGH X 26" DEEP |
| R2 | 35" WIDE X 27" HIGH X 26" DEEP |
| L3 & R3 | 42" WIDE X 61" HIGH X 26" DEEP |
| REAR | 36" WIDE X 44" HIGH X 26" DEEP |

UNLESS OTHERWISE SPECIFIED, DIMENSIONS ARE IN INCHES. TOLERANCES ARE ANGLES ±.03° DIMENSIONAL ±.016 METRIC ±.16mm

RESCUE / PUMPER
 CRETE TOWNSHIP FIRE PROT. DIST.
 CRETE, ILLINOIS
 P-U27

RESEARCH HISTORY

| REV | DESCRIPTION | DATE | BY |
|-----|------------------|----------|-----|
| 02 | CHASSIS ORDER/KA | 10/27/15 | MKT |
| 01 | SALES INQUIRY | REVISION | MKT |

Pump Info

| Control Location | Size |
|------------------|-------------|
| Pump Drive | Shift Shaft |
| Pump Make | Haha |
| Pump Model | Omwa |
| Pump GPM | 1500 |

Apparatus Type: Pumper

| Chassis | Span | BOC |
|---------------|------|-----|
| Chassis | Span | 60 |
| Tank Capacity | 1000 | |

Material: Stainless Steel

| Material | Sheet | 1 | 2 |
|----------|-------|---|---|
| Material | Sheet | 1 | 2 |