

# 3500-GALLON ELLIPTICAL TANKER



## CHILICOTHE COMMUNITY FIRE DEPARTMENT CHILICOTHE, ILLINOIS

### TECHNICAL SPECS

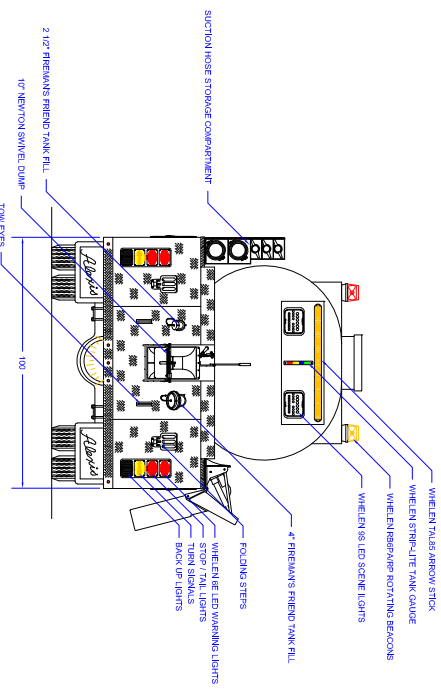
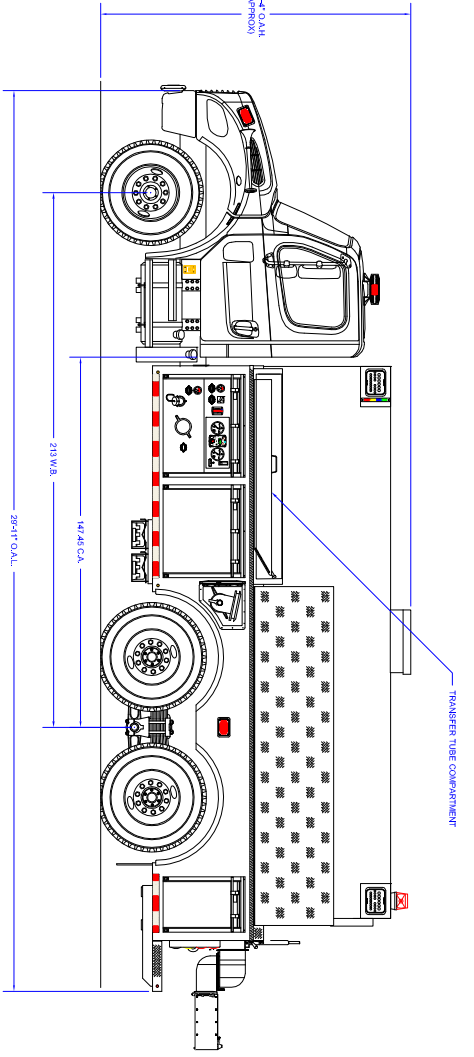
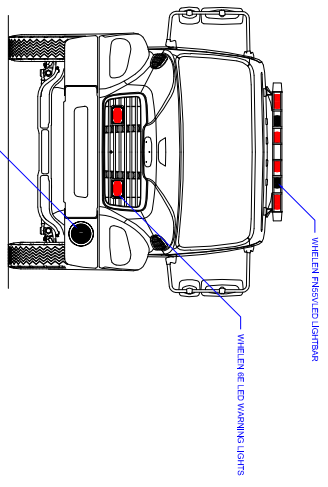
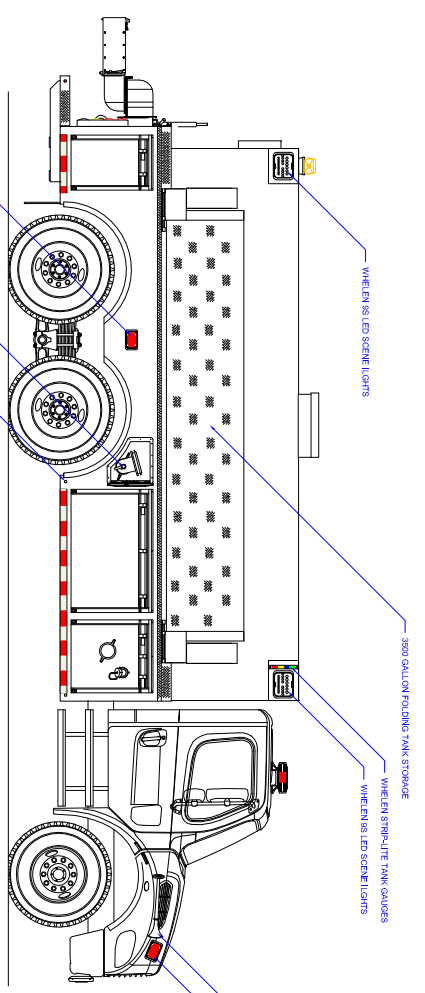
- Freightliner M2 112, 2-Door Tandem Chassis
- Cummins ISL, 450-HP Diesel Engine
- Allison 3000 EVS Automatic Transmission
- Heavy Duty 3/16" Aluminum Body
- ROM Roll Up Doors
- 3500-Gallon Elliptical Poly Tank with stainless steel jacket
- One (1) 2 1/2" and one (1) 4" Fireman's Friend Tank fills, rear
- One (1) Newton 10" square manual swivel dump with 36" extension
- Waterous CLVK, 500-GPM PTO Pump
- Under Tank left side pump operator's panel
- Two (2) 2 1/2" Discharges, one (1) each side
- Two (2) Low level strainer storage compartments, one (1) each side wheel well
- Suction Hose storage compartment with rear access, left side
- Transfer Tube storage compartment, left side
- Ziamatic Hydraulic hinged Folding Tank Bracket for 3500-gallon tank, right side
- Progressive Dynamics on-board battery charger with Viair compressor
- Kussmaul Super Auto Eject 120-volt shoreline
- Floor mounted console for emergency switches with map/binder storage
- Audiovox Back-Up camera with 7" color monitor
- Federal E-Q2B Electronic Siren with 200-watt speaker
- Six (6) Whelen LED Scene lights, Two (2) each side and two (2) rear
- Two (2) Air Horns, one (1) each side of chassis hood
- Whelen LED Warning Light Package
- Chevron pattern striping, rear
- 10' 5" Overall height
- 29' 11" Overall length
- 213" Wheelbase
- 147.45" Cab to Axle
- 20,000 FAWR
- 46,000 RAWR
- 66,000 GVWR



To view more photos,  
visit [www.AlexisFire.com](http://www.AlexisFire.com)

WE WOULD LIKE TO THANK  
THE CHILICOTHE COMMUNITY FIRE  
DEPARTMENT FOR THEIR BUSINESS.





**COMPARTMENT DIMENSIONS**

COMP #	DOOR OPENING SIZES
L1	33" WIDE X 25" HIGH X 28" DEEP
L2	18" WIDE X 25" HIGH X 28" DEEP
R1	45" WIDE X 25" HIGH X 28" DEEP
R2	18" WIDE X 25" HIGH X 28" DEEP

UNLESS OTHERWISE SPECIFIED DIMENSIONS ARE IN INCHES TO 1/8" DIMENSIONS ARE NOT CUMULATIVE  
 REGIONAL OFFICE: ARLING HEIGHTS, ILLINOIS  
 1000 W. WASHINGTON ST. #116 ARLING HEIGHTS, ILLINOIS 60010  
 CHILLICOTHE COMMUNITY FIRE DEPT  
 CHILLICOTHE, ILLINOIS  
 T-H22  
 1 OF 2

REV	DESCRIPTION	DATE	BY
01	SALES INPUTS	05/05/14	NAJ

Pump Make:	Apparatus Type:
Common Location: Lister Tank	Tanker
Pump Drive: PTO	Chassis: Freightliner 2-Door
Pump Make: Valves	Tank Capacity: 3500
Pump Model: CL Series	Material: Aluminum
Pump Spk: 500	

CUSTOMER APPROVAL SIGNATURE: \_\_\_\_\_ DATE: \_\_\_\_\_  
 CHILLI-0002  
 IN THE EVENT THERE ARE DISCREPANCIES BETWEEN THE DRAWING AND THE SPECIFICATIONS, THE SPECIFICATIONS SHALL PREVAIL.