


BRUSH TRUCK



ALLEN TOWNSHIP FIRE PROTECTION DISTRICT RANSOM, ILLINOIS

TECHNICAL SPECS

- Ford F-550 XL Super Cab 4x4 DRW Chassis
- Ford Power Stroke 6.7L V8 300-HP Diesel Engine
- Ford TorqShift 6-speed Automatic Transmission
- Luverne stainless steel Nerf bars
- Custom off Road tire package
- Reese type rear trailer hitch with electrical connections
- Ranch Hand replacement front bumper with brush guard and winch receiver
- Warn 9.5 Multi-Mount Winch
- Heavy Duty 3/16" Aluminum Body
- Two (2) compartments, one (1) each side with two (2) ROM Roll Up Doors
- One (1) Hose Tray, top of left side compartments
- One (1) Backboard/Tool tray, top of right side compartments
- 300 Gallon Poly Skid Tank with 10-Gallon Foam tank
- Darley 1 ½ AGE Pump with 21-HP Kubota diesel engine
- One (1) 2 ½" Discharge, rear
- One (1) 1 ½" Discharge, rear
- One (1) 2 ½" Gated Suction, rear
- Two (2) 1" Discharges, rear
- Scotty Around the Pump Foam Inductor/Mixer
- One (1) Akron FireFox front Bumper turret with joystick control in cab
- One (1) Hannay Electric Booster Reel with 150-ft of 1" hose
- Progressive Dynamics on-board battery charger with manual shoreline
- Floor Mounted console for emergency switches with map/binder storage, cab
- Two (2) Whelen LED Scene lights, rear
- Two (2) Akron Extenda-Lite 12-volt telescopic lights, one (1) each side
- Whelen Electronic Siren with 100-watt Whelen speaker
- Whelen LED Warning Light Package
- Chevron pattern striping, rear
- 8' 10" Overall height
- 21' 1" Overall length
- 161.8" Wheelbase
- 60" Cab to Axle
- 7,000 FAWR
- 14,706 RAWR
- 19,500 GVWR

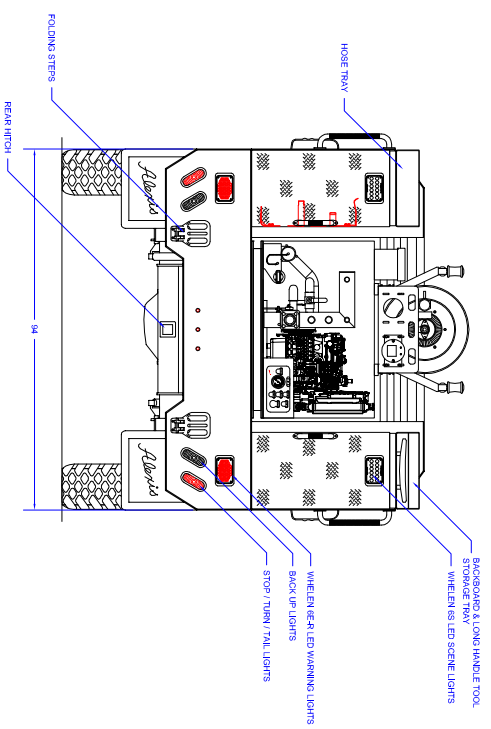
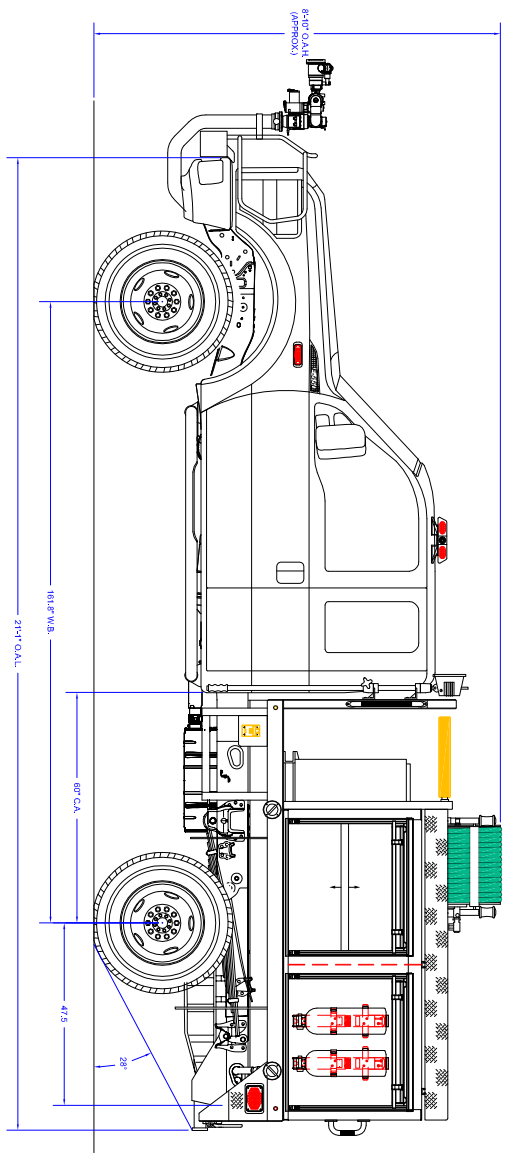
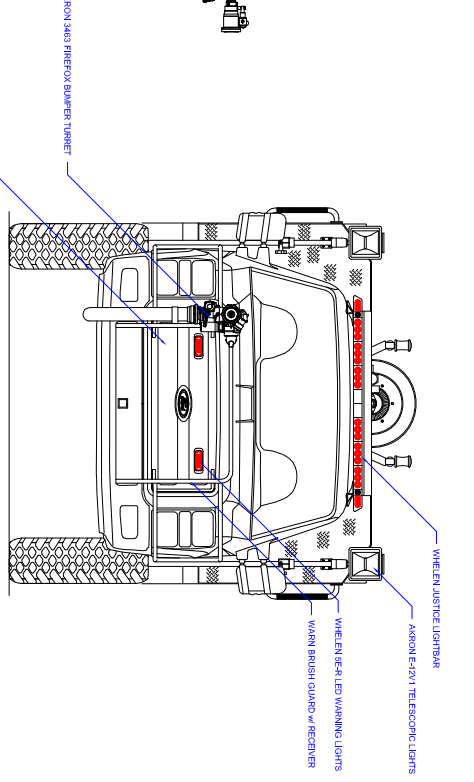
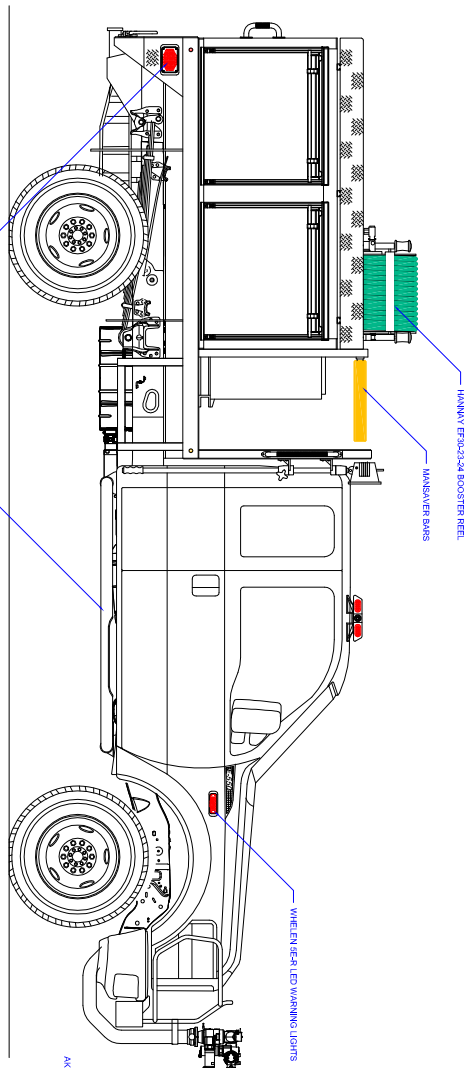


To view more photos,
visit www.AlexisFire.com

WE WOULD LIKE TO THANK THE
ALLEN TOWNSHIP FIRE PROTECTION
DISTRICT FOR THEIR BUSINESS.



Demand To Be Different.



CUSTOMER APPROVAL SIGNATURE: _____ DATE: _____

ALLENTPW-0002

IN THE EVENT THERE ARE DISCREPANCIES BETWEEN THE DRAWING AND THE SPECIFICATIONS, THE SPECIFICATIONS SHALL PREVAIL.

COMPARTMENT DIMENSIONS

PUMP INFO	
Control Location:	Rear
Pump Drive:	None
Pump Make:	Shid - Chisel
Pump Model:	OTHER
Pump GPM:	

APPLICABLE HISTORY			
REV	DATE	BY	DESCRIPTION
01			SALES APPROVED

APPARATUS TYPE: Brush Truck	
Chassis:	Ford 2-Door
Tank Capacity:	300
Material:	Aluminum

COMP #	
L1 & R1	
L2 & R2	

DOOR OPENING SIZES	
33" WIDE X 28" HIGH X 18" DEEP	
33" WIDE X 28" HIGH X 18" DEEP	

UNLESS OTHERWISE SPECIFIED	
DIMENSIONS ARE IN INCHES	
TOLERANCES ARE AS FOLLOWS:	
FINISH	±0.005
ANGLE	±0.5°
WAVE	±0.005
PERFORATION	±0.116 METRIC ± 0.6 mm
The location of all dimensions and details and the right of reproduction here is reserved in all respects to Alexis Fire Equipment Co.	
DESIGN	M/T/N/H/M
DATE	9/29/19
FIRE EQUIPMENT CO.	
BRUSH TRUCK	
P.O. BOX 568 ALEXIS, ILLINOIS 61412	
ALLEN TOWNSHIP FIRE PROT DIST	
RANSOM, ILLINOIS	
SIZE	34" x 1"
BOOK	300730
CONTRACT #	SK843
SHEET	1 OF 2