

3000-GALLON TANKER

LEROY COMMUNITY FIRE PROTECTION DISTRICT / LEROY, ILLINOIS



ALEXIS



THANK YOU TO LEROY COMMUNITY
FIRE PROTECTION DISTRICT
FOR THE PURCHASE OF THIS UNIT.

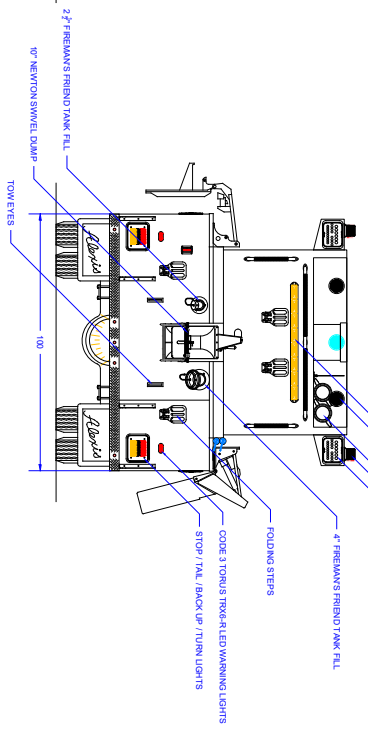
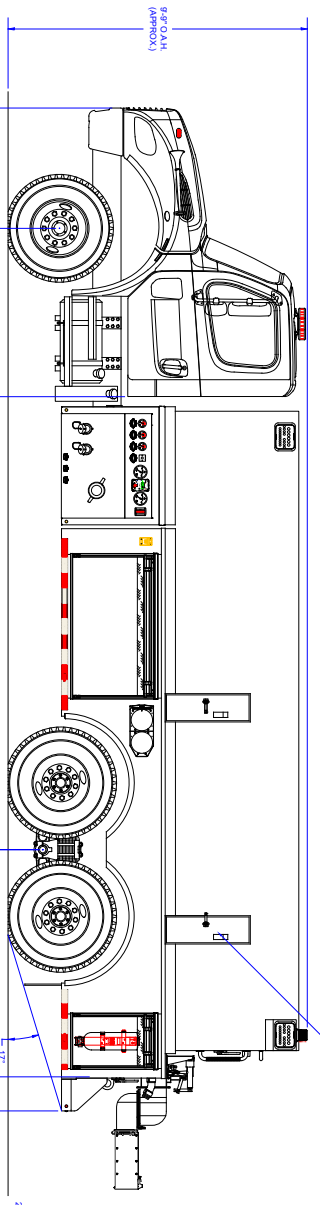
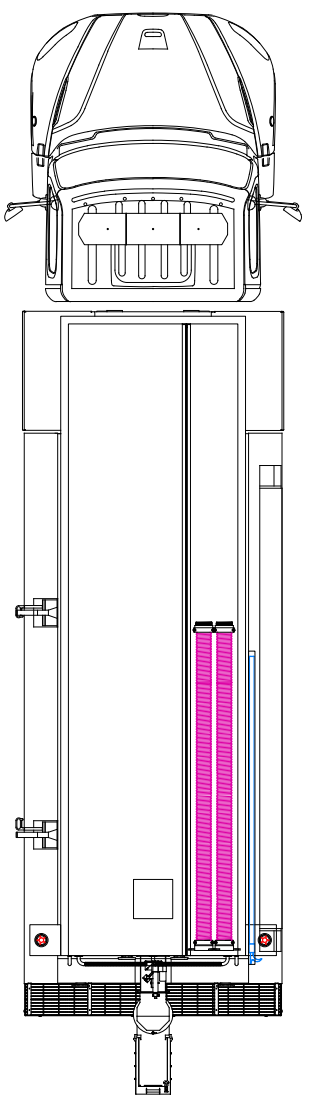
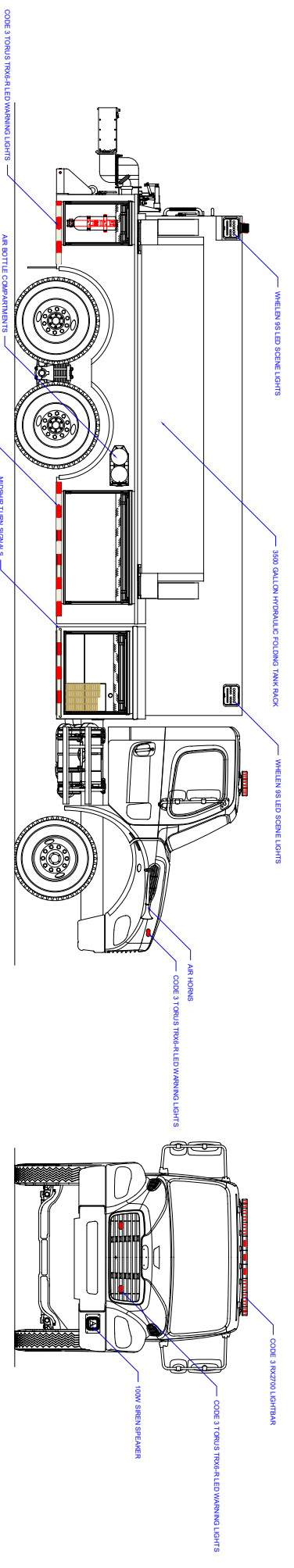


TECHNICAL SPECIFICATIONS

- Freightliner M2 112, 2-Door Chassis
- Cummins ISL, 400-HP Diesel Engine
- Allison 3000 EVS Automatic Transmission
- Heavy Duty Stainless Steel Body
- ROM painted Roll Up Doors
- Two (2) Dual bottle Air bottle compartments, one (1) each side
- 3000-Gallon Wet Side Poly Tank
- One (1) 10" square Newton electric swivel dump with 36" extension
- One 2 1/2" and one (1) 4" Fireman's Friend tank fills, rear
- Darley HM, 500-GPM Pump
- Left side operator's pump panel
- Two (2) 2 1/2" Discharges, left side
- One (1) 1 1/2" Preconnect with storage for 200-ft of 1 3/4" hose, right side
- Two (2) FlameFighter walk-away air pack brackets, one (1) each side
- Ziamatic hydraulic hinged folding tank rack for 3500-gallon tank, right side
- Ziamatic Electrically controlled Ladder rack, left side
- Suction hose storage in the hose bed, right side
- Two (2) Pike pole tube storage, right side compartment top
- Progressive Dynamics on-board battery charger with Viair Air compressor
- Kussmaul Super Auto Eject 120-volt shoreline connection
- Floor mounted console for Emergency switches with map/binder storage
- Audiovox Back-up Camera system with 7" color monitor
- Code 3 Electronic Siren with Code 3 100-watt speaker
- Six (6) Whelen LED Scene lights, two (2) each side and two (2) rear
- Code 3 LED Warning Light Package
- Chevron pattern striping, rear
- 9' 9" Overall height
- 32' 7" Overall length
- 242" Wheelbase
- 176.45" Cab to Axle
- 18,000 FAWR
- 40,000 RAWR
- 58,000 GVWR



To view more photos and download flyer, please visit us at AlexisFire.com.



COMPARTMENT DIMENSIONS

REV	DESCRIPTION	DATE	BY	CHKD	APP'D	MATERIAL
01	AS-BUILT	02/15/17	MT	MT	MT	304
02	REVISED	02/15/17	MT	MT	MT	304
03	REVISED	02/15/17	MT	MT	MT	304

COMP #	DOOR OPENING SIZES
L1 & R1	64" WIDE X 27" HIGH X 26" DEEP
L2 & R2	16" WIDE X 27" HIGH X 26" DEEP
R-PM	38" WIDE X 28" HIGH X 26" DEEP

COMP #	DOOR OPENING SIZES
L1 & R1	64" WIDE X 27" HIGH X 26" DEEP
L2 & R2	16" WIDE X 27" HIGH X 26" DEEP
R-PM	38" WIDE X 28" HIGH X 26" DEEP

Pump Info:

Control Location:	Under Tank
Pump Make:	PTO
Pump Model:	2400
Pump GPM:	500

Apparatus Type: Tanker

Capacity:	3500
Material:	Stainless Steel

COMPARTMENT DIMENSIONS

COMP #	DOOR OPENING SIZES
L1 & R1	64" WIDE X 27" HIGH X 26" DEEP
L2 & R2	16" WIDE X 27" HIGH X 26" DEEP
R-PM	38" WIDE X 28" HIGH X 26" DEEP

ORDER INFORMATION:

ORDER NUMBER: 2323
 DIMENSIONS ARE IN INCHES
 TOLERANCES ARE NOT CUMULATIVE
 FINISH: POLISHED

WETSIDE TANKER
 LEROY FIRE PROTECTION DISTRICT
 LEROY, ILLINOIS

LEROY
 P.O. BOX 548 ALEMIS, ILLINOIS 61412

DATE: 2/14/16
SIZE SCALE: D 1/2" = 1'
CONTING #: 2323
SHEET: 1 OF 2

CUSTOMER APPROVAL SIGNATURE: _____ DATE: _____

IN THE EVENT THERE ARE DISCREPANCIES BETWEEN THE DRAWING AND THE SPECIFICATIONS, THE SPECIFICATIONS SHALL PREVAIL.

LERROY-0003