

TOP CONTROL EQUALIZER PUMPER

KNOXVILLE TOWNSHIP FIRE DEPARTMENT / KNOXVILLE, IOWA



ALEXIS



THANK YOU TO THE KNOXVILLE TOWNSHIP FIRE DEPARTMENT FOR THE PURCHASE OF THIS UNIT.

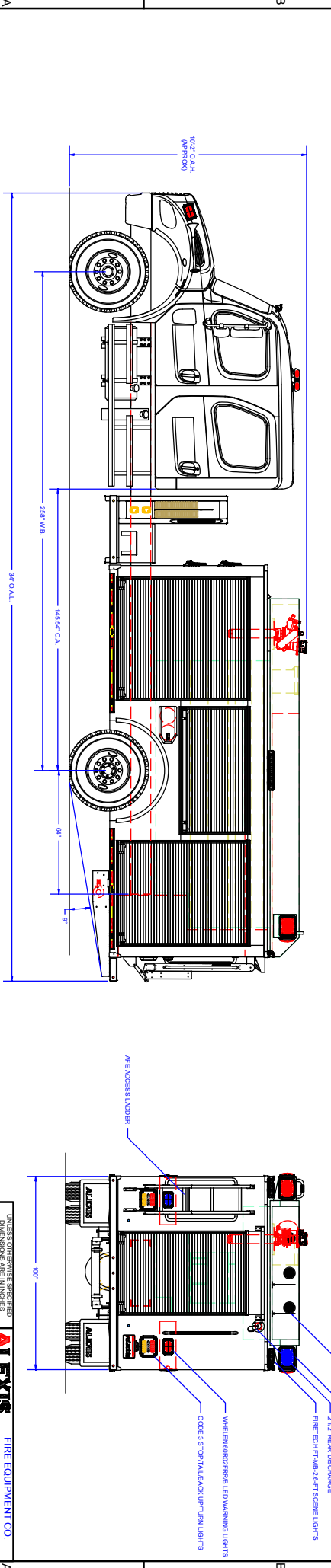
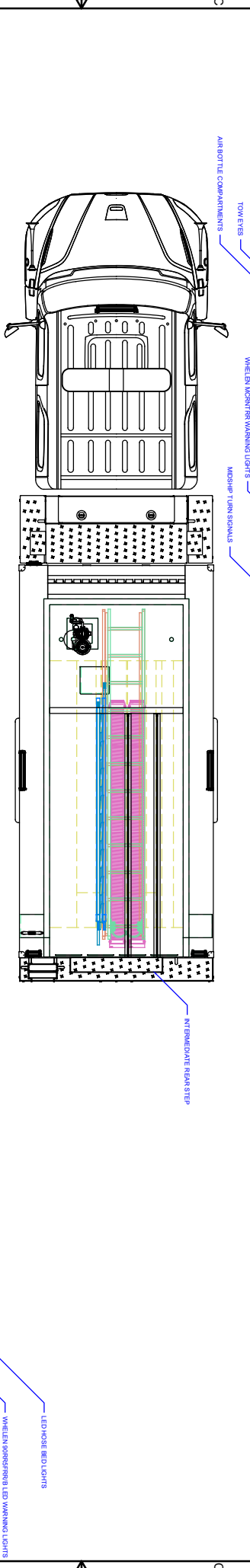
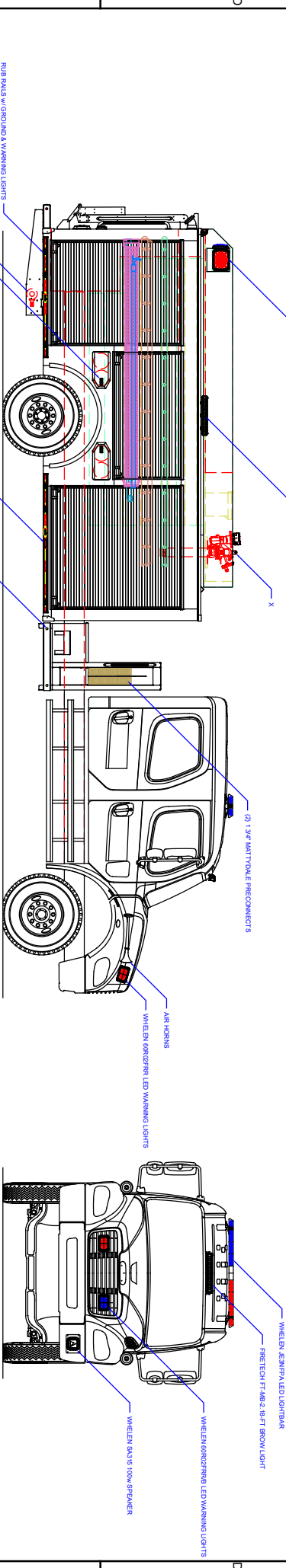


TECHNICAL SPECIFICATIONS

- Freightliner M2 106 Crew Cab Chassis
- Cummins L9 360 HP Engine
- Allison 3000 EVS Transmission
- On Spot Chain System
- SCBA Seats in Crew Area
- Heavy Duty # 304 Stainless Steel Body
- Sub-Frame - Stainless Steel
- Three (3) Dual Wheel Well SCBA Holders
- Top Control Pump Module Intergraded into the Body
- Discharge Panels Behind Roll Up Doors
- Stainless Steel Manifold and Plumbing
- Hale DSD 1500 GPM Single Stage Pump
- Trident 3 Barrel Automatic Air Primer
- FRC Pump Boss Pressure Governor & FRC Tank Level Gauge
- Discharges-Two (2) 2.5" Left Side, One (1) 2.5" Right Side, One (1) 3" Right Side, and One (1) 3" Rear
- TFT Extend-A-Gun with TFT XFC-52 Cross Fire Deck Gun
- Two (2) Ground Level 1.5" Mattydale Preconnects
- ROM Painted Roll Up Doors
- Full Depth Compartments with Assortment of Shelves, PAC Tool Boards, and Roll Out Trays
- Ground Accessible Ladder, Suction Hose, and Pike Pole Storage Thru Tank
- 1000 Gallon Poly Tank
- Floor Mounted Center Console for Emergency Switches
- Progress Dynamic Battery Charger with Kusmaul Auto Eject
- Whelen Warning Light Package
- Rub Rail LED Ground and Warning Lights
- Whelen Siren & Speaker
- Fire Tech 12V LED Scene Light Package
- Back Up Camera System
- AFE Stainless Steel Top Access Ladder
- 10' 2" Overall height
- 34' Overall length
- 258" Wheelbase
- 145.5 Cab to Axle
- 16,000 LB FAWR
- 30,000 LB RAWR
- 46,000 LB GVWR



To view more photos and download spec sheet, please visit us at AlexisFire.com.



COMPARTMENT DIMENSIONS

COMP. #	DOOR OPENING SIZES
L1 & R1	61" WIDE X 62" HIGH X 28" DEEP
L2 & R2	63" WIDE X 50" HIGH X 28" DEEP
L3 & R3	52" WIDE X 52" HIGH X 28" DEEP
REAR	41" WIDE X 61" HIGH X 123" DEEP

REVISION HISTORY	DATE	BY	DESCRIPTION
REVISION HISTORY	DATE	BY	DESCRIPTION

Control Location	Apparatus Type
Pump Info:	Pumper
Control Location: Top	
Pump Drive: PTO	
Chassis: Freightliner - 4 Door	
Tank Capacity: 1000	
Pump Model: DSG	
Pump GPM: 1500	
Material: Stainless Steel	

DESIGN	DATE	BY	DESCRIPTION
DESIGN: ANGLA, A&E	11/09/20	J. HENNING	TOP MOUNT EQUALIZER
CONTRACT #	2447		

ALEXIS FIRE EQUIPMENT CO.	
P.O. BOX 469, ALEXIS, ILLINOIS 62412	
TOP MOUNT EQUALIZER	
KNOXVILLE TWP FIRE DEPARTMENT	
KNOXVILLE, IA	
SIZE CODE: EQ-B27	
SIZE CODE: EQ-B27	
SIZE CODE: EQ-B27	