



12' RESPONSE ONE #SK788



TECHNICAL SPECIFICATIONS

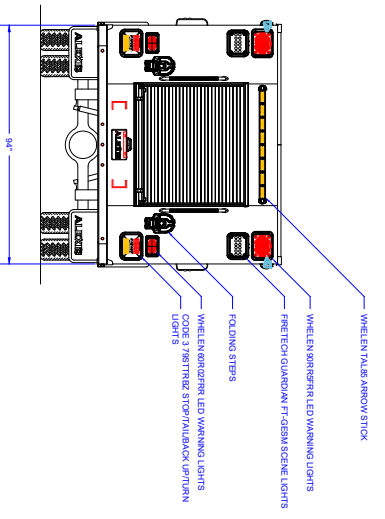
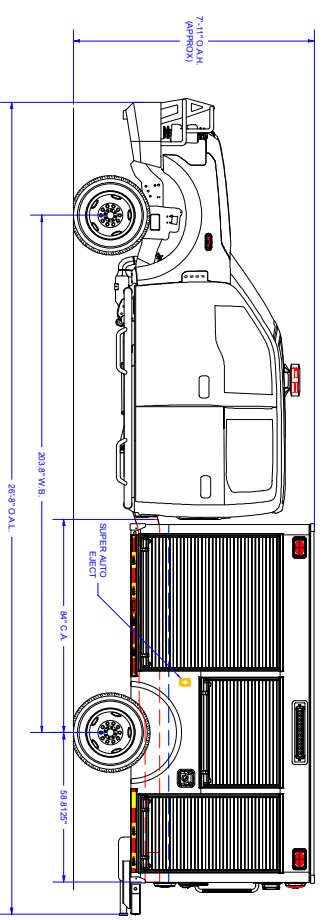
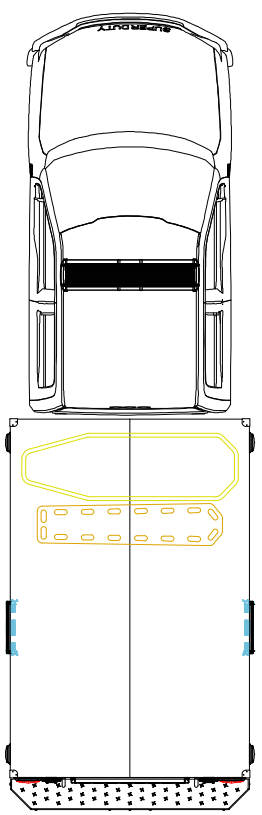
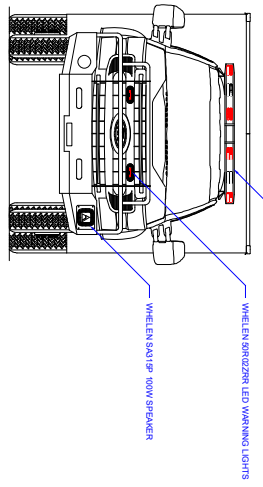
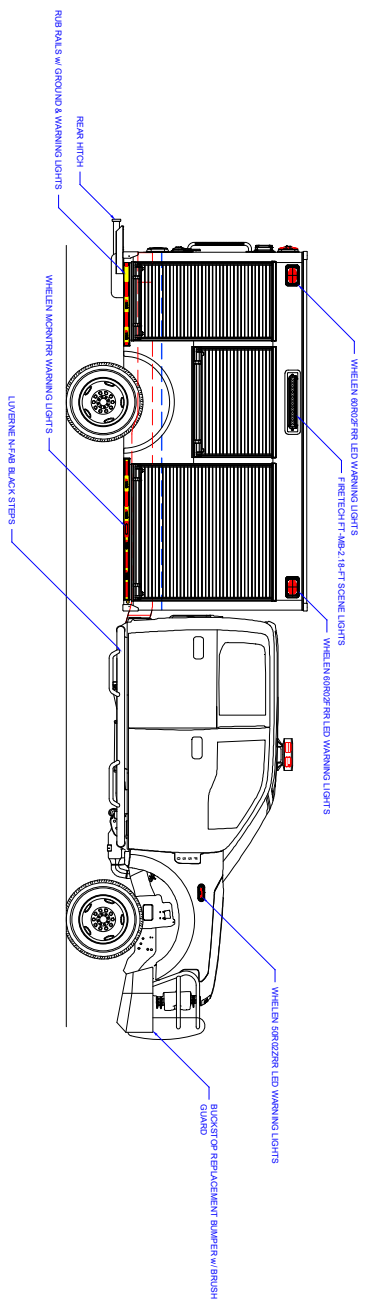
Ford F-550 4x4 Super Duty 4-Door Chassis
3L 2V DEVCT NA PFI V8 430 HP Gas Engine
TorqShift 10-Speed Automatic Transmission
Heavy Duty Stainless-Steel Body and Sub-Frame
Three (3) Person Cab
EMS Compartment with Locking Shelf
Buckstop Brush Guard with Receiver, Wiring, and Warn 12,000# Winch
Rear Receiver and Winch Wiring
N-FAB Nerf Bar Steps
ROM Stain Finish Roll-Up Doors
Stokes Basket and Backboard Storage Shelves,
Transverse L1/R1 Compartments
Two (2) 500# Roll-Out Trays, L1 Compartment
Two (2) 500# Roll-Out Trays, R1 Compartment
One (1) 1000# Roll-Out Tray, Rear Compartment
One (1) 500# Roll-Out Tray, Rear Compartment
Four (4) Walk-Away Air Pack Brackets, R2
Compartment
Two (2) Folding Steps, Rear
Progressive Dynamics Battery Charger with
Kussmaul 120V 20 Amp Manual Shoreline Inlet,
Left Side Ahead of Wheel Well
Whelen Warning Light Package
Whelen Traffic Advisor Light
FireTech Scene Lights
Diamond Grade Chevron Stripping, Rear
7' 11" Overall Height
26' 8" Overall Length
7,500 FAWR
14,700 RAWR
19,500 GVWR



CUSTOMER APPROVAL SIGNATURE: _____ DATE: _____

JACKSONVILLE-0002

IN THE EVENT THERE ARE DISCREPANCIES BETWEEN THE DRAWING AND THE SPECIFICATIONS THE SPECIFICATIONS SHALL PREVAIL.



COMPARTMENT DIMENSIONS

COMP #	DOOR OPENING SIZES
L1 & R1	51" WIDE X 50" HIGH X TRANSVERSE
L2 & R2	41" WIDE X 50" HIGH X 21" DEEP
L3 & R3	28" WIDE X 50" HIGH X 21" DEEP
REAR	45" WIDE X 38" HIGH X 82" DEEP

UNLESS OTHERWISE SPECIFIED
TOLERANCES ARE NOT TO EXCEED ± 0.125 mm

DECIMAL: #0.002 ANGULAR: 0.010°
FRACTIONAL: 1/16" METRIC: 0.5 mm

The copyright of this drawing and design
and the right of production there in, shall
remain the property of JACKSONVILLE FIRE
DEPARTMENT.

ALEXIS FIRE EQUIPMENT CO.
P.O. BOX 649, ALEXIS, ILLINOIS 61412

12" RESPONSE 1
JACKSONVILLE FIRE DEPARTMENT
JACKSONVILLE, IL

SIZE SCALE: DRAWING
1/2" = 1'

CONTRACT # 1 SHEET 1 OF 2

REV	DESCRIPTION	DATE	BY	APP	MATERIAL
01	SALES UPDATE	02/07/23	JMH		Pump Model: None Pump GPM: 1200

Control Location	Apparatus Type	Response 1 (27 (84" C.A.)
None	Response 1 (27 (84" C.A.)	
None	Chassis: Ford 4-Door	
None	Tank Capacity:	
None	Pump Make:	
None	Pump Model:	
None	Pump GPM:	

Control Location	Apparatus Type	Response 1 (27 (84" C.A.)
None	Response 1 (27 (84" C.A.)	
None	Chassis: Ford 4-Door	
None	Tank Capacity:	
None	Pump Make:	
None	Pump Model:	
None	Pump GPM:	