



**TECHNICAL SPECS**

- HME 1871W MFDxL 12" raised roof Chassis
- Cummins ISL9, 450-HP Diesel Engine
- Allison 3000 EVS Automatic Transmission
- Six (6) man cab seating with five (5) SCBA seats
- Heavy Duty 3/16" Aluminum Body with ROM Roll Up Doors
- 24" Front bumper extension with one (1) 1 1/2" Preconnect and hosewell
- EMS compartment, cab
- 1000-Gallon Poly Tank with 20-Gallon Foam tank
- Waterous CX, 1500-GPM Pump with operator's panel across top of body
- Four (4) 2 1/2" Discharges, two (2) left, one (1) right side and one (1) rear
- Two (2) 3" Discharges, one (1) right side and one (1) over pump for Deck Gun
- One (1) Akron Apollo Deck Gun with TFT Extend-A-Gun
- One (1) 2 1/2" Gated Suction, left side and one (1) 5" Suction, rear
- Two (2) 1 1/2" Cartridge Lay Preconnects, front of pump module
- One (1) 2 1/2" Preconnect, front of hosebed
- Waterous Aquis 1.5 Foam System
- Two (2) Free floating hose wells, one (1) each side running board
- Three (3) Triple bottle Air bottle compartments, two (2) right and one (1) left side
- One (1) Hinged swing-out Aluminum Tool board, left side
- Zico Hydraulic Ladder rack with suction hose and pike pole storage
- One (1) suction hose storage compartment with rear access, left side
- Turtle Tile on floors and/or shelves and trays of compartments
- Kussmaul 1200 Pump Plus battery charger/air compressor with Auto Eject
- Two (2) Air Horns, front bumper
- Whelen Electronic Siren with two (2) Cast Products speakers
- FRC Spectra 12-volt LED Scene Light Package
- One (1) Harrison 10-kW hydraulically driven Generator with 120-volt system
- One (1) Akron Electric Cord Reel with 150-ft of 10/3 cord and junction box, rear
- Akron 120-volt Telescopic Scene Light Package
- Whelen LED Warning Light Package
- Chevron pattern striping, rear
- 10' 2" Overall height
- 35' 4" Overall length
- 227" Wheelbase
- 167" Cab to Axle



WE WOULD LIKE TO THANK THE HOMER FIRE PROTECTION DISTRICT (HOMER, ILLINOIS) FOR THEIR BUSINESS.

VIEW MORE PHOTOS AT [ALEXISFIRE.COM](http://ALEXISFIRE.COM)

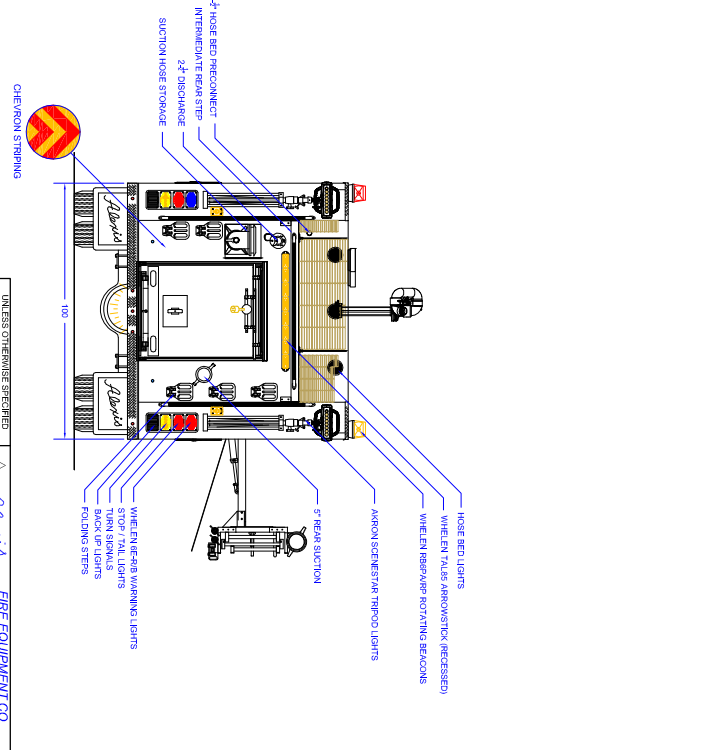
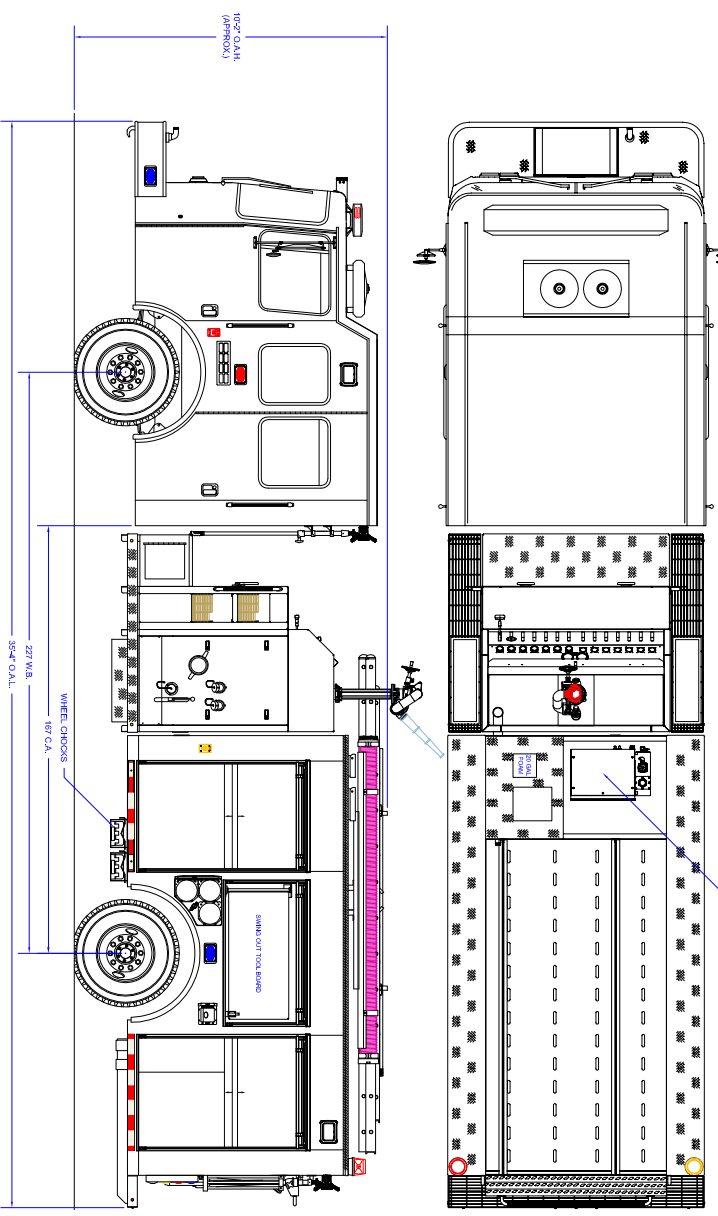
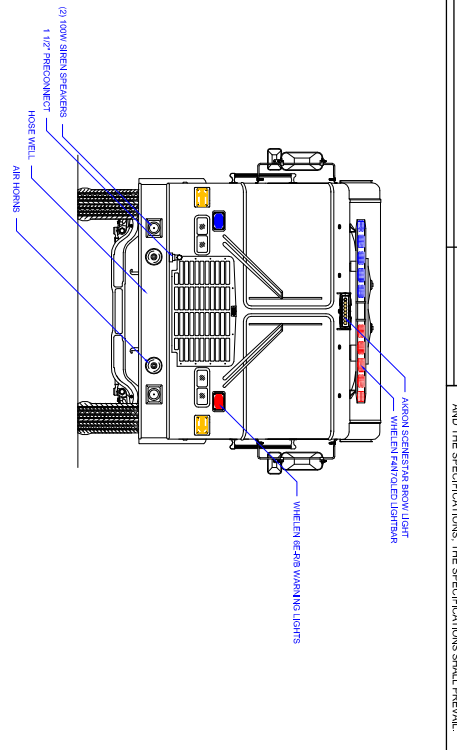
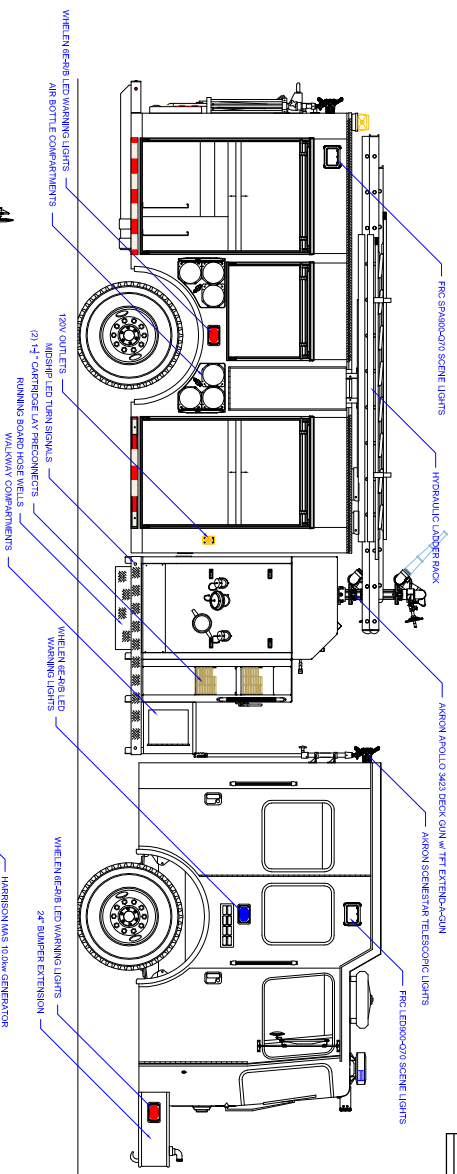




CUSTOMER APPROVAL SIGNATURE: \_\_\_\_\_ DATE: \_\_\_\_\_

HOMER-0003

IN THE EVENT THERE ARE DISCREPANCIES BETWEEN THE DRAWING AND THE SPECIFICATIONS, THE SPECIFICATIONS SHALL PREVAIL.



**COMPARTMENT DIMENSIONS**

COMP #	DOOR OPENING SIZES
L1 & R1	40" WIDE X 61" HIGH X 127/2" DEEP
L2	54" WIDE X 27" HIGH X 12" DEEP
R2	35" WIDE X 27" HIGH X 12" DEEP
L3 & R3	42" WIDE X 61" HIGH X 127/2" DEEP
REAR	36" WIDE X 47" HIGH X 37" DEEP

UNLESS OTHERWISE SPECIFIED TOLERANCES ARE NOT CUMULATIVE  
 DECIMALS = 0.002 ANSULAR ± 0.05  
 FRACTIONAL ± 1/16 METRIC ± 1.0 mm

**TOP MOUNT PUMPER**  
 HOMER FIRE PROTECTION DISTRICT  
 HOMER, ILLINOIS  
 P-V27

REVISION HISTORY		DATE	BY
01	SALES UPDATES	12/27/16	MAT
02	SALES UPDATES	12/29/16	MAT

PUMP INFO		CONTROL LOCATION	APPARATUS TYPE
Pump Model:	CXSS Series (Rear Horn)	Split Shaft	Pumper
Chassis:	HMEC 60-BOC		
Tank Capacity:	1000		

MATERIALS	
Material:	Aluminum

COMP #	DOOR OPENING SIZES
L1 & R1	40" WIDE X 61" HIGH X 127/2" DEEP
L2	54" WIDE X 27" HIGH X 12" DEEP
R2	35" WIDE X 27" HIGH X 12" DEEP
L3 & R3	42" WIDE X 61" HIGH X 127/2" DEEP
REAR	36" WIDE X 47" HIGH X 37" DEEP

UNLESS OTHERWISE SPECIFIED TOLERANCES ARE NOT CUMULATIVE  
 DECIMALS = 0.002 ANSULAR ± 0.05  
 FRACTIONAL ± 1/16 METRIC ± 1.0 mm

**TOP MOUNT PUMPER**  
 HOMER FIRE PROTECTION DISTRICT  
 HOMER, ILLINOIS  
 P-V27

REVISION HISTORY		DATE	BY
01	SALES UPDATES	12/27/16	MAT
02	SALES UPDATES	12/29/16	MAT

PUMP INFO		CONTROL LOCATION	APPARATUS TYPE
Pump Model:	CXSS Series (Rear Horn)	Split Shaft	Pumper
Chassis:	HMEC 60-BOC		
Tank Capacity:	1000		

MATERIALS	
Material:	Aluminum

UNLESS OTHERWISE SPECIFIED TOLERANCES ARE NOT CUMULATIVE  
 DECIMALS = 0.002 ANSULAR ± 0.05  
 FRACTIONAL ± 1/16 METRIC ± 1.0 mm

**TOP MOUNT PUMPER**  
 HOMER FIRE PROTECTION DISTRICT  
 HOMER, ILLINOIS  
 P-V27

REVISION HISTORY		DATE	BY
01	SALES UPDATES	12/27/16	MAT
02	SALES UPDATES	12/29/16	MAT

PUMP INFO		CONTROL LOCATION	APPARATUS TYPE
Pump Model:	CXSS Series (Rear Horn)	Split Shaft	Pumper
Chassis:	HMEC 60-BOC		
Tank Capacity:	1000		

MATERIALS	
Material:	Aluminum

UNLESS OTHERWISE SPECIFIED TOLERANCES ARE NOT CUMULATIVE  
 DECIMALS = 0.002 ANSULAR ± 0.05  
 FRACTIONAL ± 1/16 METRIC ± 1.0 mm

**TOP MOUNT PUMPER**  
 HOMER FIRE PROTECTION DISTRICT  
 HOMER, ILLINOIS  
 P-V27