

2000 GALLON TANKER

GYP SUM FIRE PROTECTION DISTRICT / GYP SUM, COLORADO



ALEXIS



THANK YOU TO THE GYP SUM FIRE PROTECTION DISTRICT FOR THE PURCHASE OF THIS UNIT.



TECHNICAL SPECIFICATIONS

- Freightliner M2 106 2-Door Chassis
- Detroit DD8 7.7L 350HP Diesel Engine
- Allison 3000 EVS Automatic Transmission
- On Spot Chains
- 18" Bumper Extension with Center Storage Well
- Heavy Duty Stainless-Steel Body and Sub-Frame
- Aluminum Pump Module Body
- Hale DSD125 1250 GPM- PTO Pump
- 2000 Gallon Wet Side Poly Tank
- One (1) 6" Suction, Left Side
- Four (4) 2 1/2" Discharges, Two (2) Left Side, Two (2) Right Side
- One (1) 3" Discharge, Right Side
- One (1) 2 1/2" Gated Suction, Left Side
- Two (2) 1 1/2" Mattydale Preconnects
- One (1) Akron Model 3462 Forestry Bumper Turret
- One (1) 2 1/2" Tank Fill, Rear
- One (1) Newton 10" Manual Swivel Dump w/ 36" Extension, Rear
- Folding Tank Storage, Right Side Compartment Top
- Suction Hose Storage, Left Side Compartment Top
- Floor Mounted Console for Emergency Switches, Cab
- Progressive Dynamics Charger With Viar Compressor-Kussmaul Auto Eject
- Whelen LED Warning Light Package
- Whelen LED Scene Light Package
- Fire Tech 40" 12 V LED Scene Lights, One (1) Each Side Upper Body
- Fire Tech 12 V LED Brow Light
- Whelen Electronic Siren w/ 100-Watt Speaker
- Whelen TAL65 LED Arrow Stick
- Audiovox Backup Camera System
- Diamond Grade Chevron Striping, Rear
- 9' 5" Overall Height
- 25' 10" Overall Length
- 200" Wheelbase
- 134" Cab to Axle
- 14,600 FAWR
- 30,000 RAWR
- 44,600 GVWR

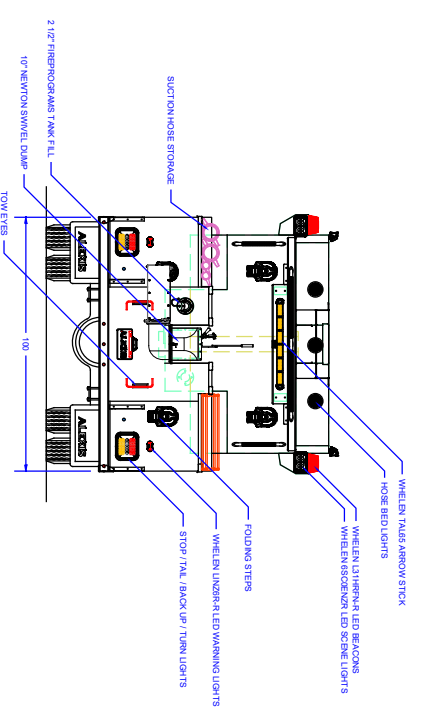
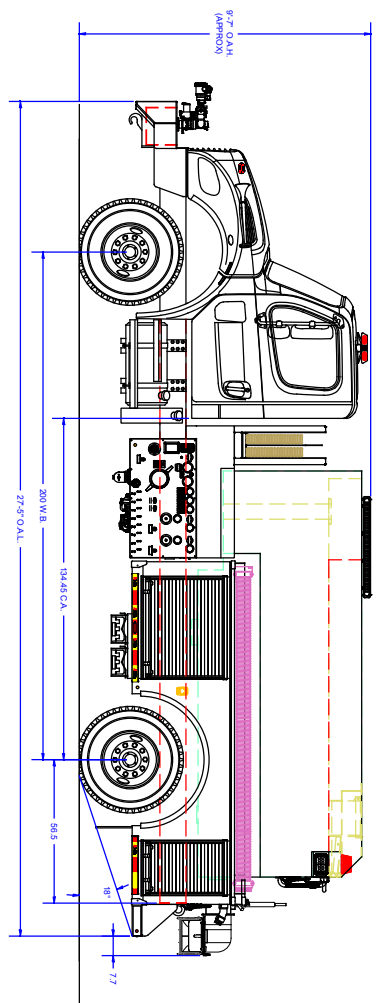
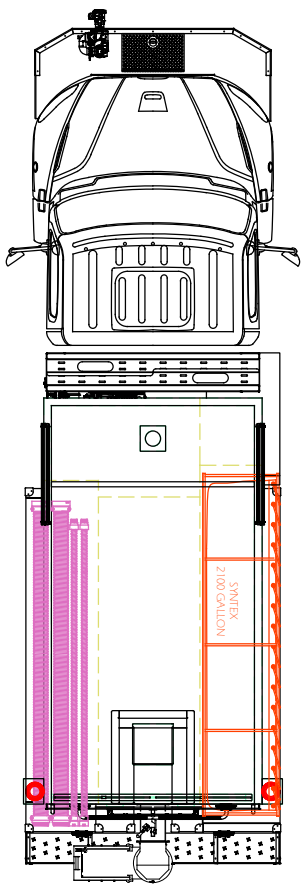
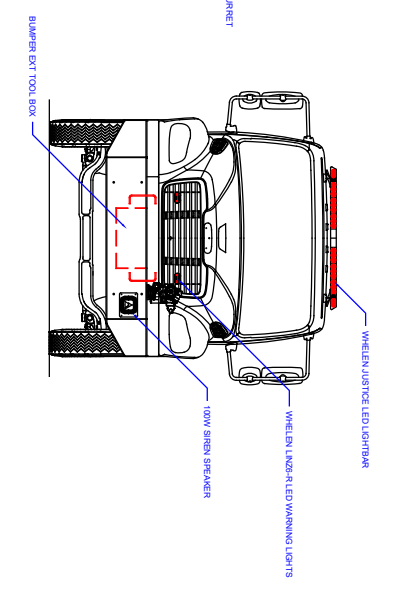
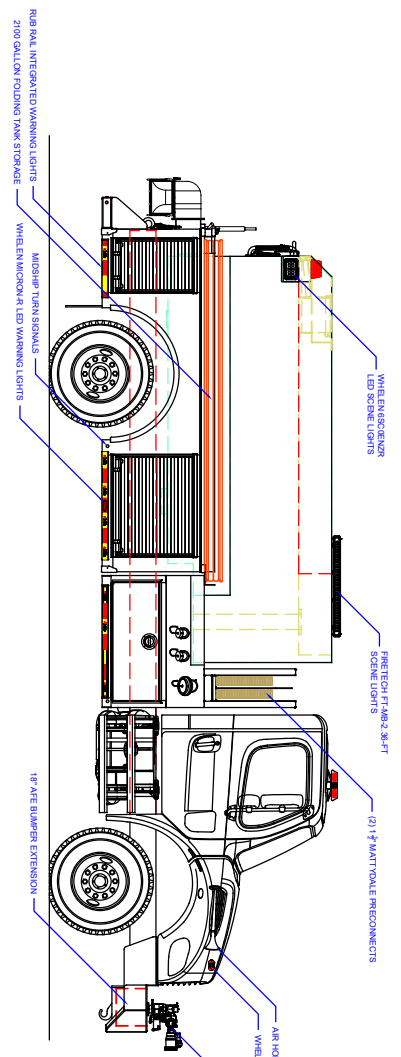


To view more photos and download spec sheet, please visit us at AlexisFire.com.

CUSTOMER APPROVAL SIGNATURE: _____ DATE: _____

AFE-2369

IN THE EVENT THERE ARE DISCREPANCIES BETWEEN THE DRAWING AND THE SPECIFICATIONS THE SPECIFICATIONS SHALL PREVAIL



COMPARTMENT DIMENSIONS

NO.	DESCRIPTION	DATE	BY	MATERIAL	REVISION
01	DESIGN	07/2023	MM	Pump Model: DS2	
02	COMPARTMENT CHANGES	08/2023	MM	Pump Model: DS2	

Pump Info:	Control Location: Under Tank	Apparatus Type: Tanker	COMP #
Pump Drive: Spdl Shift	Tank Capacity: 2000	Chassis: Freightliner 2-Door	L1 & R1
Material: Stainless Steel			L2 & R2

DOOR OPENING SIZES	
38" WIDE X 27" HIGH X 28" DEEP	
18" WIDE X 27" HIGH X 28" DEEP	

UNLESS OTHERWISE SPECIFIED:	
DECIMALS: ANGULARS: 1/16"	
FRACTIONS: 1/16" MINIMUM: 1/8"	
TOLERANCES ARE NOT DIMENSIONAL	

ALEXIS FIRE EQUIPMENT CO.	ALEXIS FIRE EQUIPMENT
P.O. BOX 569, ALEXIS, ILLINOIS 62412	ALEXIS, IL.
PHONE: 618-242-1111	2889
WWW.ALEXISFIRE.COM	