



## 1500 GPM TOP CONTROL RIV PUMPER #2533

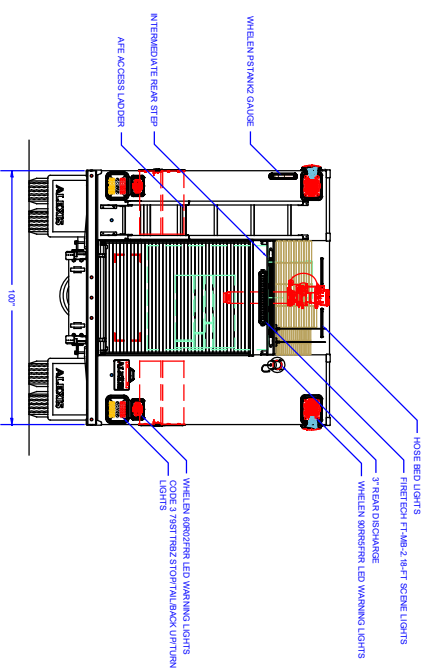
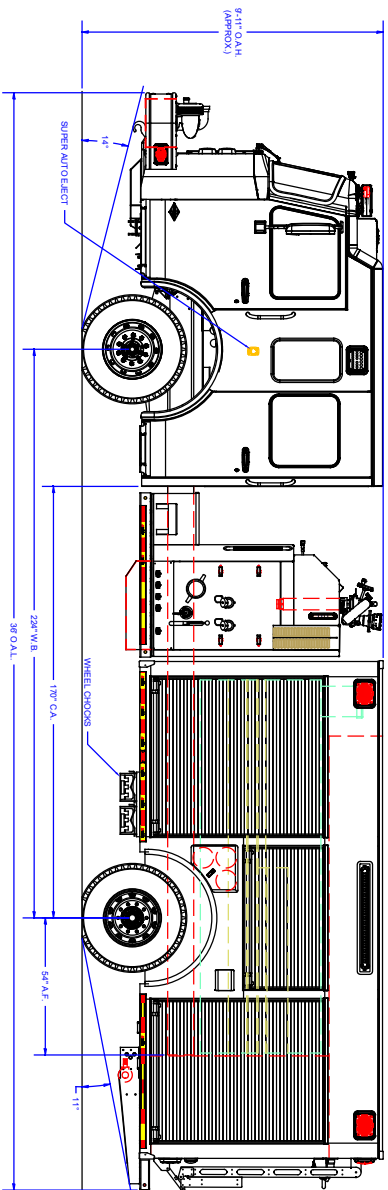
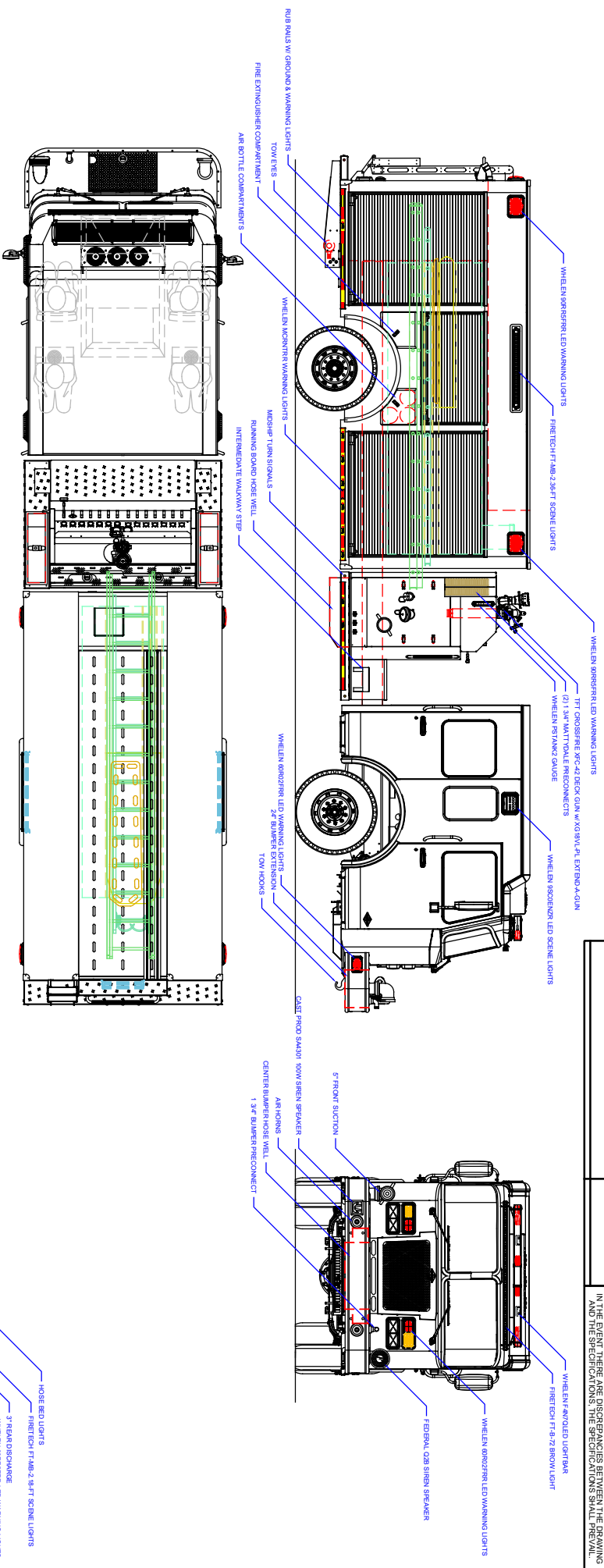


### TECHNICAL SPECIFICATIONS

- Spartan FC-94 MFD 10" Raised Roof
- Cummins L9 450 HP Diesel Engine
- Allison 3000 EVS Transmission
- Heavy Duty Stainless-Steel Body and Subframe
- Four (4) Person Cab
- ROM Painted Roll-Up Doors
- Hale DSD 1500 gpm Pump
- Trident Air Primer, Two (2) Location
- 750 Gallon Poly Tank
- Stainless-Steel Top Mount Pump Module w/ 22" Midship Walkway
- Two (2) 6" Intakes, One Each Side, Left and Right
- One (1) 5" Front Intake
- One (1) 2½" Gated Intake, Left Side
- Three (3) 2½" Discharges, Two (2) Left and One (1) Right Side
- One (1) 3" Discharge Reduced to 2½" MNST, Rear
- One (1) 3" Discharge Adapted to 5" Storz, Right Side
- Two (2) 1½" Mattydale Preconnects Deep Cut
- TFT Crossfire XFC-42 Deck Gun with 18" Extend-A-Gun
- Two (2) Free Floating Hose Wells, One Each Left and Right Side Running Boards
- Two (2) Triple Air Bottle Wheel Well Compartments, One (1) Each Side Ahead
- One (1) Fire Extinguisher Wheel Well Compartment, Right Side Behind
- Hinged PacTrac Tool Board, L2 Compartment
- One (1) 500# Roll Out Tray, L3 Compartment
- One (1) 500# Roll Out Tray, Rear Compartment
- AFE Stainless Steel Top Access Ladder
- Kussmaul Battery Conditioner and Air Compressor with a Kussmaul 20-Amp 120V Super Auto-Eject Shoreline
- Whelen LED Warning Light Package
- FireTech Scene Light Package
- 9' 10" Overall Height
- 36' 1" Overall Length
- 224" Wheelbase
- 170" Cab to Axle
- 21,500 FAWR
- 31,500 RAWR
- 53,000 GVWR







## COMPARTMENT DIMENSIONS

Pump Info:		COMP #	DOOR OPENING SIZES

Pump Model: MNC1		12 & R2	12 & R2	12 & R2
Tank Capacity: 750		54" WIDE X 27" HIGH X 25" DEEP	54" WIDE X 27" HIGH X 25" DEEP	54" WIDE X 27" HIGH X 25" DEEP
Pump Model: LEA		13 & R3	13 & R3	13 & R3
Pump GPM: 1500		43" WIDE X 64" HIGH X 25" DEEP	43" WIDE X 64" HIGH X 25" DEEP	43" WIDE X 64" HIGH X 25" DEEP
Material: Stainless Steel		REAR	REAR	REAR
Material: Stainless Steel		43" WIDE X 55" HIGH X 36" DEEP	43" WIDE X 55" HIGH X 36" DEEP	43" WIDE X 55" HIGH X 36" DEEP
Material: Stainless Steel		FRONT	FRONT	FRONT
Material: Stainless Steel		MATERIAL	MATERIAL	MATERIAL
Material: Stainless Steel		CONTROL #	CONTROL #	CONTROL #
Material: Stainless Steel		2533	2533	2533
Material: Stainless Steel		SHEET 1 OF 2	SHEET 1 OF 2	SHEET 1 OF 2

UNLESS OTHERWISE SPECIFIED  
DIMENSIONS ARE IN INCHES  
TOLERANCES ARE NOT CUMULATIVE

**ALEXIS**

FIRE EQUIPMENT CO.

P.O. BOX 610 ALBANY, NY 12207-0610

P.O. BOX 349, ALEMANS, ILLINOIS 61412

**PUMPER**

**GALESBURG FIRE DEPT**

GALESBURG, IL

SIZE SCALE	DWG NO
D 1/2" = 1'	P-AA50
CONTRACT #	SHEET
2533	1 OF 2