


2000-GALLON TANKER #2453



TECHNICAL SPECIFICATIONS

- Heavy Duty 304 Stainless-Steel Body and 304 Stainless-Steel Sub-Frame with Lifetime Warranty
- ROM Series IV Satin Finish Roll-Up Doors
- Two (2) compartments on each side with dual LED strip lights in each compartment
- One (1) Adjustable PAC Trac vertical pull out tool board, L1 Compartment
- One (1) Adjustable PAC Trac vertical pull out tool board with four (4) mounted Walk Away Air Pack Brackets, R1 Compartment
- Storage for a 2100 Gallon Steel Frame Fol-Da-Tank – ground accessible on the right side compartment top
- Storage for Two (2) 10' lengths of hard suction hose, two (2) pike poles – ground accessible on the left side compartment top
- Waterous CXV 1250 GPM Split Shaft Pump
- Alexis Custom Stainless Steel Cast Manifold system with 10 Year Warranty
- Trident Air Prime System
- Stainless-Steel Intermediate Pump Module
- FRC Pump Boss Pressure Governor & Monitoring System
- Two (2) 6" Intakes, One (1) Each Side
- One (1) 2½" Gated Intake, Left Side
- Two (2) 2½" Discharges, Left Side
- One (1) 2½" Discharge, Right Side
- One (1) 3" Discharge, Right Side Adapted to 5" Storz
- One (1) 1½" Mattydale Preconnect and One (1) 2½" Mattydale Preconnect
- 2000-Gallon Poly Tank
- One (1) 10" Newton Stainless-Steel Electric Dump with 36" manual swivel extension, Rear
- Two (2) 2½" Tank Fills, Rear One (1) Each side of Dump
- Wetside Hosebed with Rear Fill Tower
- One (1) Center Console with Switches
- Progressive Dynamics Battery Charger, L1 Compartment
- Kussmaul 20 Amp Super Auto-Eject 120V Shoreline Connection, Left Front Body Post
- Whelen Warning and Scene Light Package
- One (1) Back-Up Camera with Cab Display
- Freightliner M2 106 Conventional Cab Chassis
- Cummins 360 HP L9 Engine
- Allison 3000 EVS Automatic Transmission
- 9' 8" Overall height
- 26' 6" Overall Length
- 16,000 FAWR
- 30,000 RAWR
- 46,000 GVWR



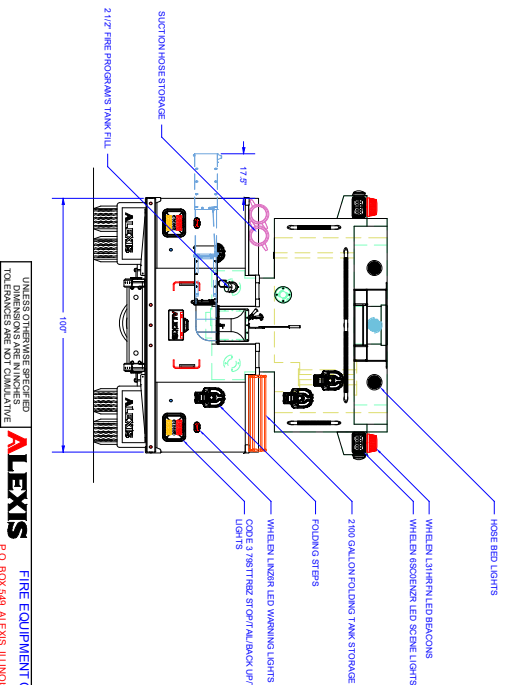
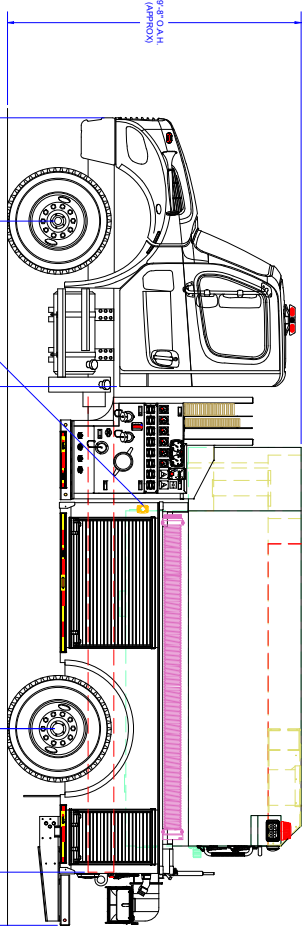
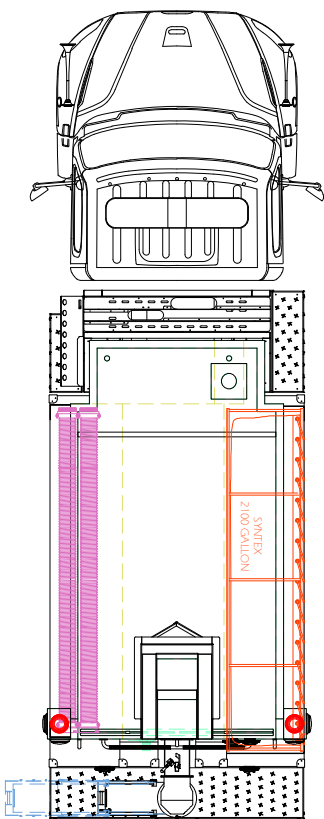
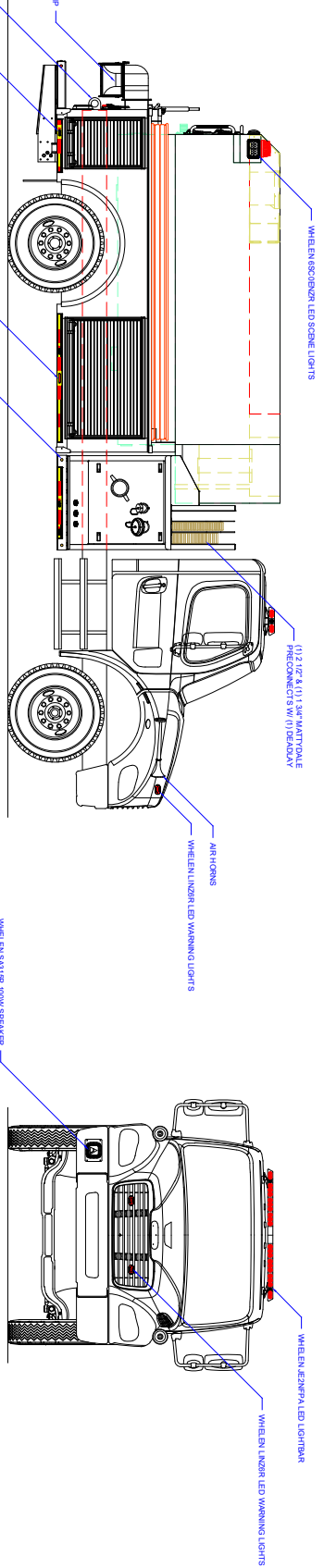
CUSTOMER APPROVAL SIGNATURE: _____

DATE: _____

APE-2453

IN THE EVENT THERE ARE DISCREPANCIES BETWEEN THE DRAWING AND THE SPECIFICATIONS, THE SPECIFICATIONS SHALL PREVAIL.

APE-2453



COMPARTMENT DIMENSIONS

Pump Info:

Control Location: Under Tank

Pump Drive: PTO

Pump Make: Wabco

Pump Model: CX Series

Pump GPM: 1250

Apparatus Type: Tanker

Chassis: Freightliner 2-Door

Tank Capacity: 2000

Pump Make: CX Series

Pump GPM: 1250

Material: Stainless Steel

Material: 304

COMP #

1 L3 R1

128 H2

48\"/>

UNLESS OTHERWISE SPECIFIED DIMENSIONS ARE IN MILLIMETERS. DIMENSIONS IN PARENTHESES ARE IN INCHES. DIMENSIONS IN SMALL CAPITALS ARE IN FEET. DIMENSIONS IN LARGE CAPITALS ARE IN METERS.

ALEXIS FIRE EQUIPMENT CO.

P.O. BOX 549, ALEXIS, ILLINOIS 61412

ALEXIS FIRE EQUIPMENT

ALEXIS, IL

T-L38

SIZE SCALE: DRAWING

DATE: 11/15/21

CONTRACT #: 2453

SHEET 1 OF 2

8

7

6

5

4

3

2

1