

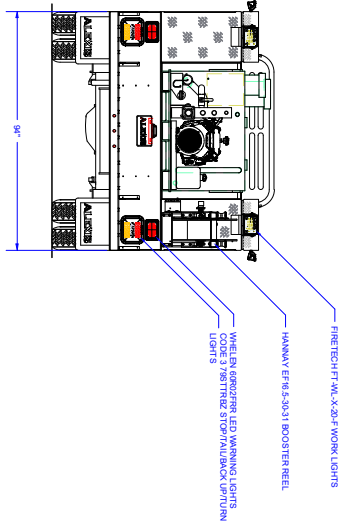
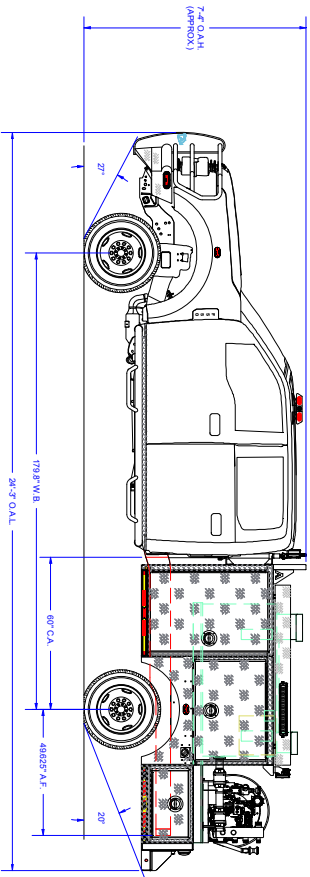
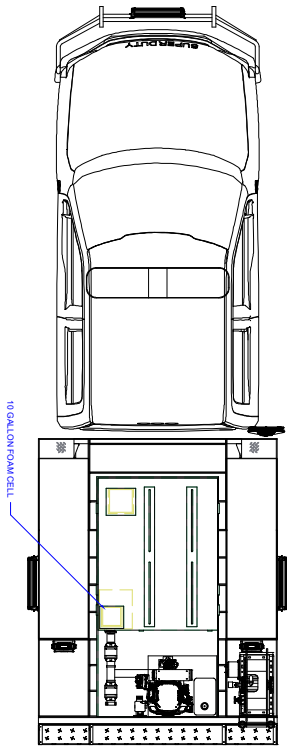
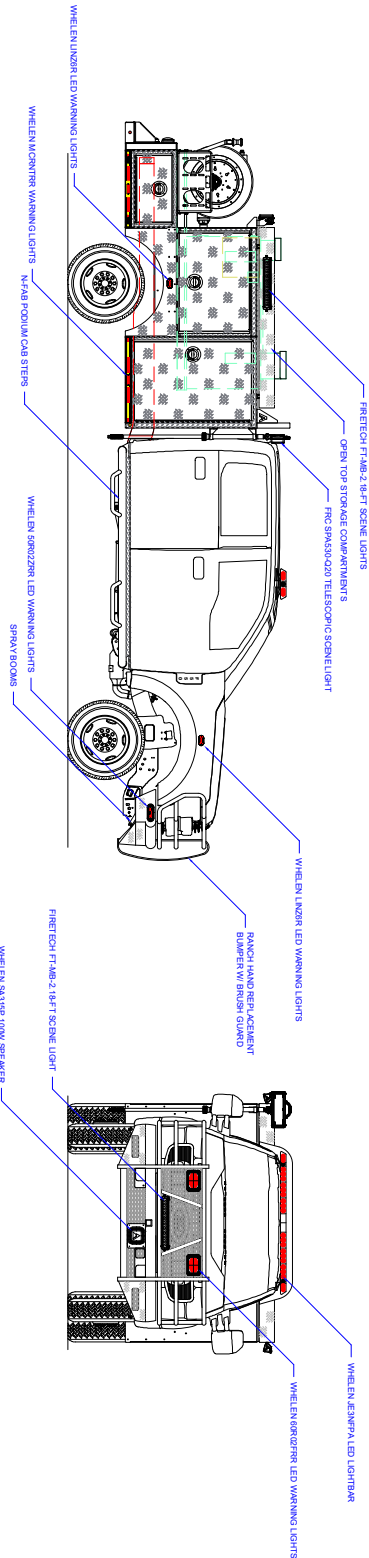
UTILITY BRUSH TRUCK #SK893



TECHNICAL SPECIFICATIONS

- Heavy Duty Aluminum Treadplate Body and Aluminum Sub-Frame
- Three (3) Beveled Box Door Compartments on each side with dual LED strip lights in each compartment
- One (1) adjustable shelf in R1 compartment
- Step Platform One (1) Each side, below L1/R1 Compartments
- Darley 1½AGE 21H Gas Powered Pump with Wireless Controls
- Two (1) 1½" Discharges, Rear
- Booster Reel 100' of 1", Rear Right
- Guzzler Hand Primer
- 300-Gallon Poly Skid Tank
- Darley Foam Flurry Around the Pump System with 10-Gallon Foam Tank
- Warn XD9I Multi-Mount Front Winch
- Two (2) Front Bumper Electric Spray Booms
- Two (2) Treadplate Storage Trays, One (1) Each side above side compartments
- One (1) Center Console with Switches
- Whelen Warning Light Package
- FireTech Scene Light Package
- One (1) Back-Up Camera with Cab Display
- Ford Super Duty F-550 Crew Cab Chassis with Founders MT Radial Tires
- 7.3L 2V DEVCT NA PFI V8 430 HP Gas Engine
- TorqShift 10-Speed Automatic Transmission
- 7' 4" Overall height
- 24' 3" Overall length
- 179.8" Wheelbase
- 60" Cab to Axle
- 7,500 FAWR
- 14,700 RAWR
- 19,500 GVWR





Pump Info:	
Control Location:	Rear
Pump Drive:	
Pump Make:	Smid Gas
Pump Model:	
Pump GPM:	

REVISION HISTORY			
REV	DESCRIPTION	DATE	DWN
02	SALES UPDATES	8/19/22	WCT
01	SALES UPDATES	8/11/22	WCT

COMPARTMENT DIMENSIONS	
COMP #	DOOR OPENING SIZES
L1 & R1	28" WIDE X 44" HIGH X 17" DEEP
L2 & R2	35" WIDE X 28" HIGH X 17" DEEP
L3 & R3	27" WIDE X 12" HIGH X 17" DEEP

UNLESS OTHERWISE SPECIFIED
TOLERANCES ARE NOT DIMENSIONAL

DECIMAL: #0.002

ANGULAR: 0.1°

FRACTIONAL: 1/16

WELDING: 1/8

THE COPYRIGHT OF THIS DRAWING AND DESIGN
AND THE RIGHT OF REPRODUCTION THEREIN ARE RESERVED
AND NO PART MAY BE REPRODUCED OR TRANSMITTED IN ANY FORM OR BY ANY MEANS
WITHOUT PERMISSION IN WRITING FROM THE SUPPLIER CO.

ALEXIS

FIRE EQUIPMENT CO.

P.O. BOX 549, ALEXIS, ILLINOIS 61412

UTILITY BRUSH TRUCK

DONA ANA CNTY EMERG SERV DEPT

LAS CRUCES, NM

SIZE SCALE

D 1/2" = 1'

DWG NO

SNB83-SKB95

UT-A21

DATE

7/14/22

CONTRACT #

SNB83-SKB95

SHEET

1 OF 2