


## 3000-GALLON TANKER #2471



### TECHNICAL SPECIFICATIONS

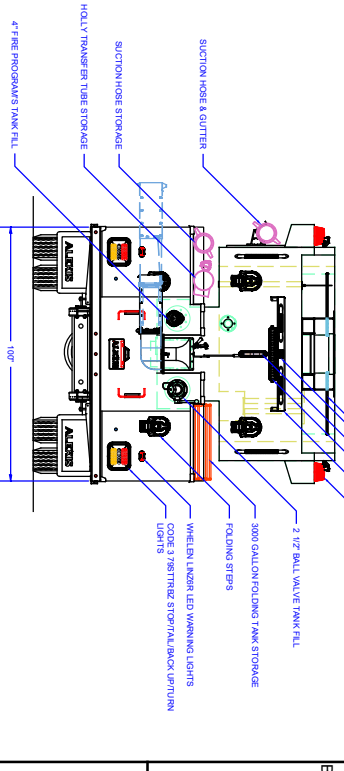
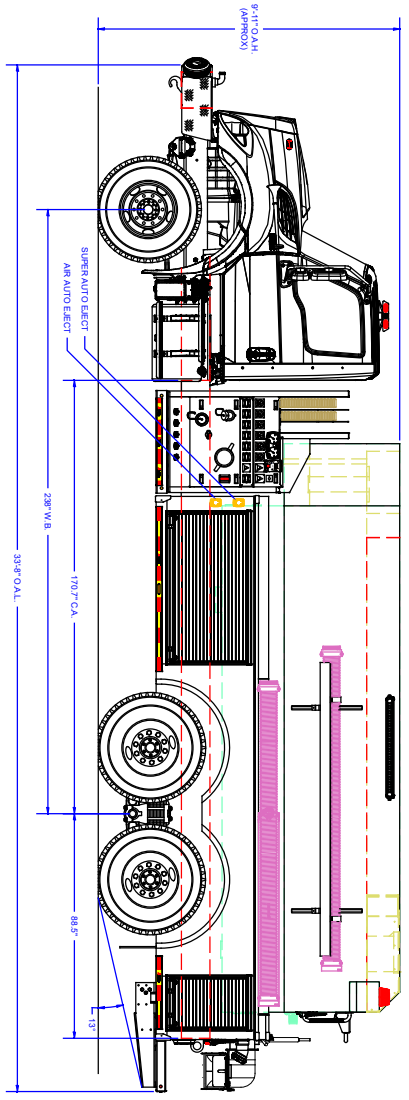
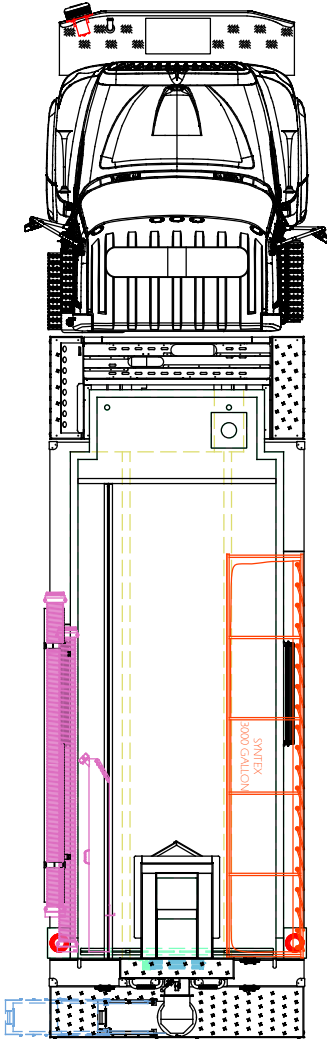
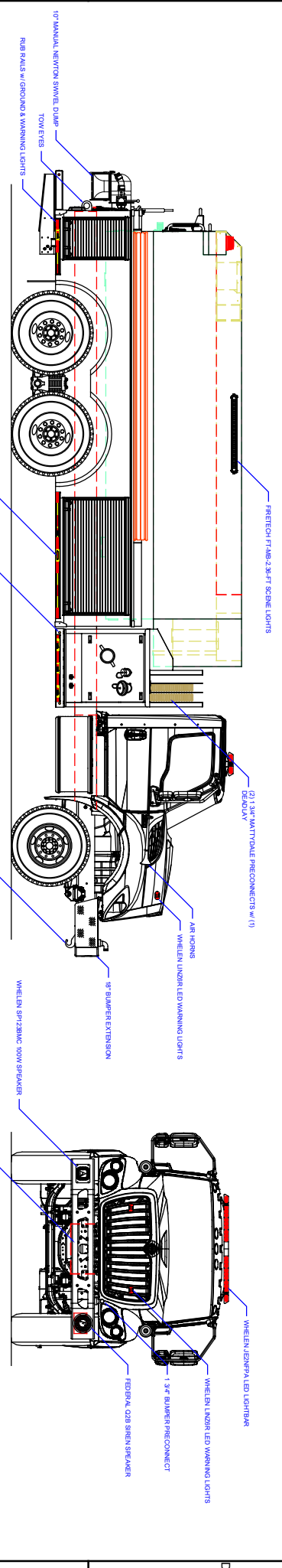
- International HV607 Chassis
- 450 HP Cummins L9 Engine
- Allison 3000 EVS Automatic Transmission
- Heavy Duty Stainless-Steel Body and Sub-Frame
- Two (2) Person Cab
- Stainless-Steel Intermediate Pump Module
- Waterous CXVPA 1250 GPM PTO Pump
- Waterous Priming Pump
- FRC Pump Boss Pressure Governor & Monitoring System
- Two (2) 6" Intakes, One (1) Left, One (1) Right
- One (1) 2½" Gated Intake, Left Side
- One (1) 4" FirePrograms Tank Fill, Rear Left of Dump
- One (1) 2½" Ball Valve Tank Fill, Rear Right of Dump
- One (1) 2½" Discharge, Left Side
- One (1) 2½" Discharge, Right Side
- One (1) 3" Discharge, Right Side, Adapted to 5" Storz
- Mattydale Preconnect Module, Two (2) 1½", One (1) Deadlay
- 3000-Gallon Poly Tank
- One (1) 10" Newton Stainless-Steel Swivel Dump
- Hose Bed with LED strip Lighting and One (1) Vertical Divider
- Satin Finish ROM Doors
- One (1) 250# Roll-Out-Tray L1 Compartment
- One (1) 250# Roll-Out-Tray R1 Compartment
- Aluminum Rub Rails with LED Warning Lights & LED Undercarriage Lights
- Two (2) Hard Suction Above Compartment Tops Left Side, One (1) Hard Suction Gutter Left Side of Tank
- 3000-Gallon Folding Tank Above Compartment Tops Right Side
- Progressive Dynamics Battery Charger with 120V Auto Eject Shoreline Inlet
- Whelen Warning Light Package
- FireTech Side and Rear Scene Lights
- One (1) Back-up Camera with Cab Display
- Diamond Grade Chevron Striping
- 9' 11" Overall Height           16,000 FAWR
- 33' 8" Overall Length           40,000 RAWR
- 238" Wheelbase                 56,000 GVWR
- 170.7" Cab to Axle



CUSTOMER APPROVAL SIGNATURE: \_\_\_\_\_ DATE: \_\_\_\_\_

IN THE EVENT THERE ARE DISCREPANCIES BETWEEN THE DRAWING AND THE SPECIFICATIONS THE SPECIFICATIONS SHALL PREVAIL.

**AFF-2471**



**COMPARTMENT DIMENSIONS**

COMP #	LT3 R1	58" WIDE X 27" HIGH X 28" DEEP	DOOR OPENING SIZES
COMP #	LT3 R2	78" WIDE X 27" HIGH X 28" DEEP	DOOR OPENING SIZES

**ALEXIS FIRE EQUIPMENT CO.**  
P.O. BOX 549, ALEXIS, ILLINOIS 62412

**COOKSVILLE FIRE DEPARTMENT**  
COOKSVILLE, IL

UNLESS OTHERWISE SPECIFIED, DIMENSIONS ARE IN INCHES AND DECIMALS ARE NOT TO BE CALLED OUT. TOLERANCES ARE NOT TO BE CALLED OUT.

DESIGNER: ANGUS, JR. 1/2"  
DRAWN: J. HENNING 8/19/22  
CHECKED: J. HENNING 8/19/22  
DATE: 8/19/22  
SHEET: 1 OF 2

REVISION HISTORY	DATE	BY	DESCRIPTION
REVISION HISTORY	DATE	BY	DESCRIPTION

Pump Info:	Control Location:	Apparatus Type:	Tanker
Pump Drive:	PTO	Chassis:	Navistar 2-Door
Pump Make:	Wardour	Tank Capacity:	3000
Pump Model:	COXVA	Material:	Stainless Steel
Pump GPM:	1250		