

22' CUSTOM RESCUE UNIT

COLONA COMMUNITY FIRE PROTECTION DISTRICT / COLONA, IL



ALEXIS



THANK YOU TO THE COLONA COMMUNITY FIRE PROTECTION DISTRICT FOR THE PURCHASE OF THIS UNIT.



TECHNICAL SPECIFICATIONS

- Spartan Metro Star ELED 24" Raised Roof Chassis
- Cummins L9 450 HP Diesel Engine
- Allison 3000 EVS Automatic Transmission
- Heavy Duty Stainless-Steel Body and Subframe
- ROM Roll Up Doors, Satin Finish with Pull Straps
- Cab Exterior Storage Compartments One (1) Each Side
- Two (2) 1000# Transverse Trays with Vertical Tool Board L1/R1 Compartments
- Five (5) 500# Roll Out Trays One (1) Each Compartment L1, L4, R1, R4, Rear
- Two (2) Poly Cribbing Boxes R1 Compartment
- Three (3) 500# Roll Out Drop Down Trays One (1) Each Compartment L2, R2, R4
- One (1) 250# Roll Out Drop Down Trays L4 Compartment
- One (1) Transverse 1000# Tray L2/R2 Compartments
- One (1) Custom Six (6) Drawer Toolbox R2 Compartment
- Air Bottle Rack with Capacity for Fourteen (14) Bottles L2 Compartment
- Four (4) 250# Roll out Trays with Vertical Tool Board Two (2) Each L3, R3 Compartments
- Backboard and Stokes Basket Storage Transverse L3/R3 Compartments
- One (1) Upper Oil Dry Hopper L4 Compartment
- One (1) Vertical Divider L4 Compartment
- One (1) 1000# Roll Out Tray Rear Compartment
- One (1) Air Bag Rack Rear Compartment
- Six (6) Upper Compartments
- One (1) Wheel Chock Compartment Left Side Forward of Wheel Well
- One (1) Hannay Cord Reel Rear Compartment
- One (1) Hannay Air Reel Rear Compartment
- Front and Rear Mounted Trailer Hitch with Tie Off Points One (1) Each Side
- One (1) PTO Driven 25KW Onan Generator
- Rescue Tool Air System R4 Compartment
- Whelen LED Warning Light Package
- Five (5) Whelen Scene Lights, Two (2) Each Side, One (1) Rear
- Night Scan 900W 90,000 Lumen Light Tower
- Whelen LED Arrow Stick
- Aluminum Rub Rails with LED Ground Lights and LED Warning Lights
- Whelen Electric Siren & 100 W Speaker
- 11' 3" Overall height 21,500 FAWR
- 37' 8" Overall length 27,000 RAWR
- 236.5" Wheelbase 48,500 GVWR
- 162.5" Cab to Axle

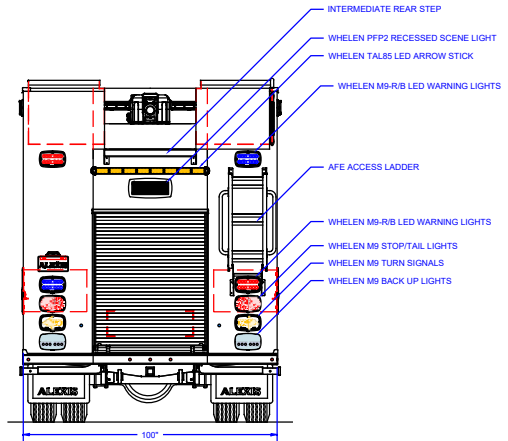
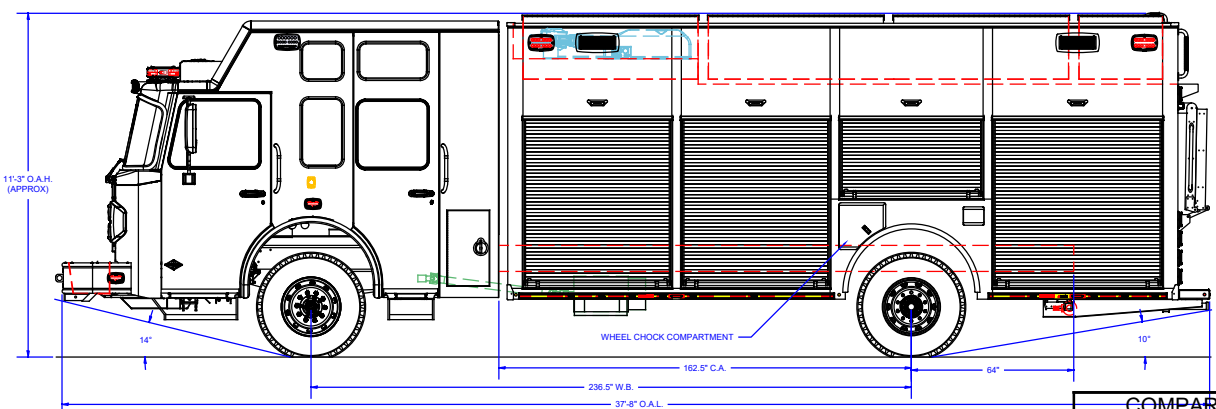
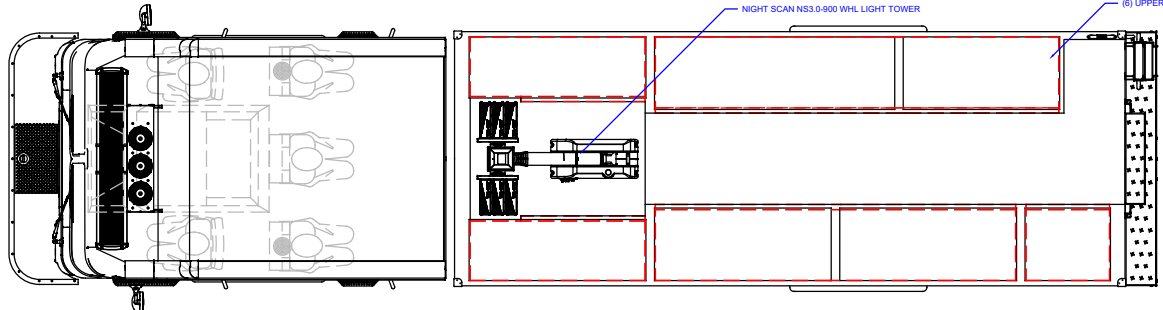
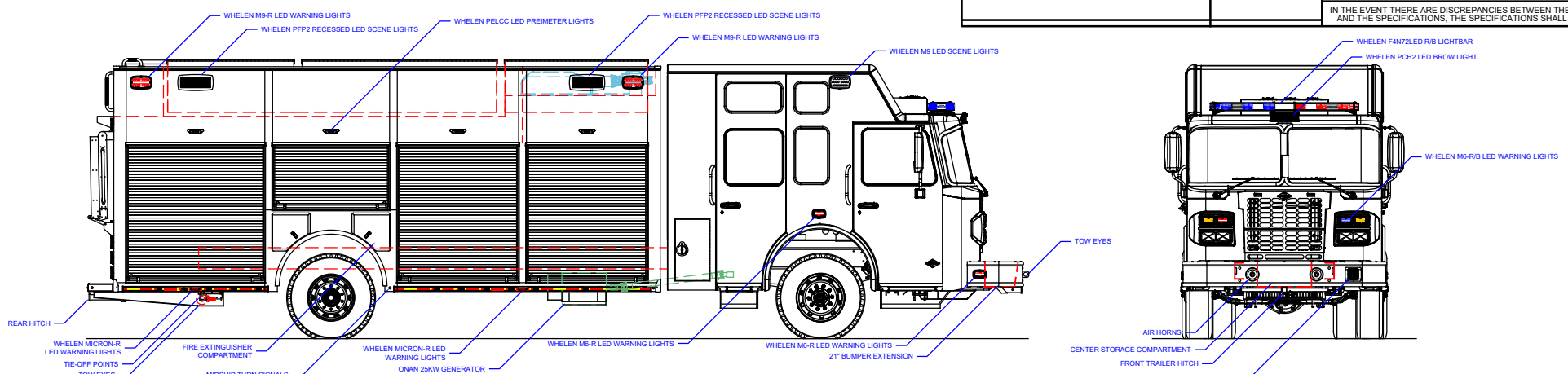


To view more photos and download spec sheet, please visit us at AlexisFire.com.

CUSTOMER APPROVAL SIGNATURE: _____ DATE: _____

COLONA-0003

IN THE EVENT THERE ARE DISCREPANCIES BETWEEN THE DRAWING AND THE SPECIFICATIONS, THE SPECIFICATIONS SHALL PREVAIL.



REVISION HISTORY				
REV	DESCRIPTION	DATE	DWN	
02	SALES UPDATE	01/21/21	JWI	
01	SALES UPDATE	01/13/21	JWI	

Pump Info:		
Control Location:	None	Apparatus Type: Rescue 22' NWI
Pump Drive:	None	Chassis: Spartan 74 - BOC
Pump Make:	None	Tank Capacity:
Pump Model:	None	
Pump GPM:		Material: Stainless Steel

COMPARTMENT DIMENSIONS	
COMP #	DOOR OPENING SIZES
L1 & R1	56" WIDE X 62" HIGH X TRANSVERSE
L2 & R2	56" WIDE X 62" HIGH X TRANSVERSE
L3	54" WIDE X 27" HIGH X 25"/TRANSVERSE DEEP
R3	54" WIDE X 27" HIGH X 65"/TRANSVERSE DEEP
L4 & R4	65" WIDE X 62" HIGH X 25" DEEP
REAR	43" WIDE X 51" HIGH X 71"/38" DEEP

UNLESS OTHERWISE SPECIFIED
DIMENSIONS ARE IN INCHES
TOLERANCES ARE NOT CUMULATIVE

DECIMAL 0.062 ANGULAR 0.5°
FRACTIONAL 1/16 METRIC 1.6 mm

The copyright of this drawing and design and the right of reproduction there is vested in and belongs to Alexis Fire Equipment Co.

DRAWN M.TINKHAM 1/8/21
MATERIAL

ALEXIS FIRE EQUIPMENT CO.
P.O. BOX 549, ALEXIS, ILLINOIS 61412

22' RESCUE
COLONA FIRE PROT DIST
COLONA, IL

SIZE SCALE DWG NO
D 1/2" = 1" R-G30

CONTRACT # S778 SHEET 1 OF 2