


1500 GPM TANKER #2523



TECHNICAL SPECIFICATIONS

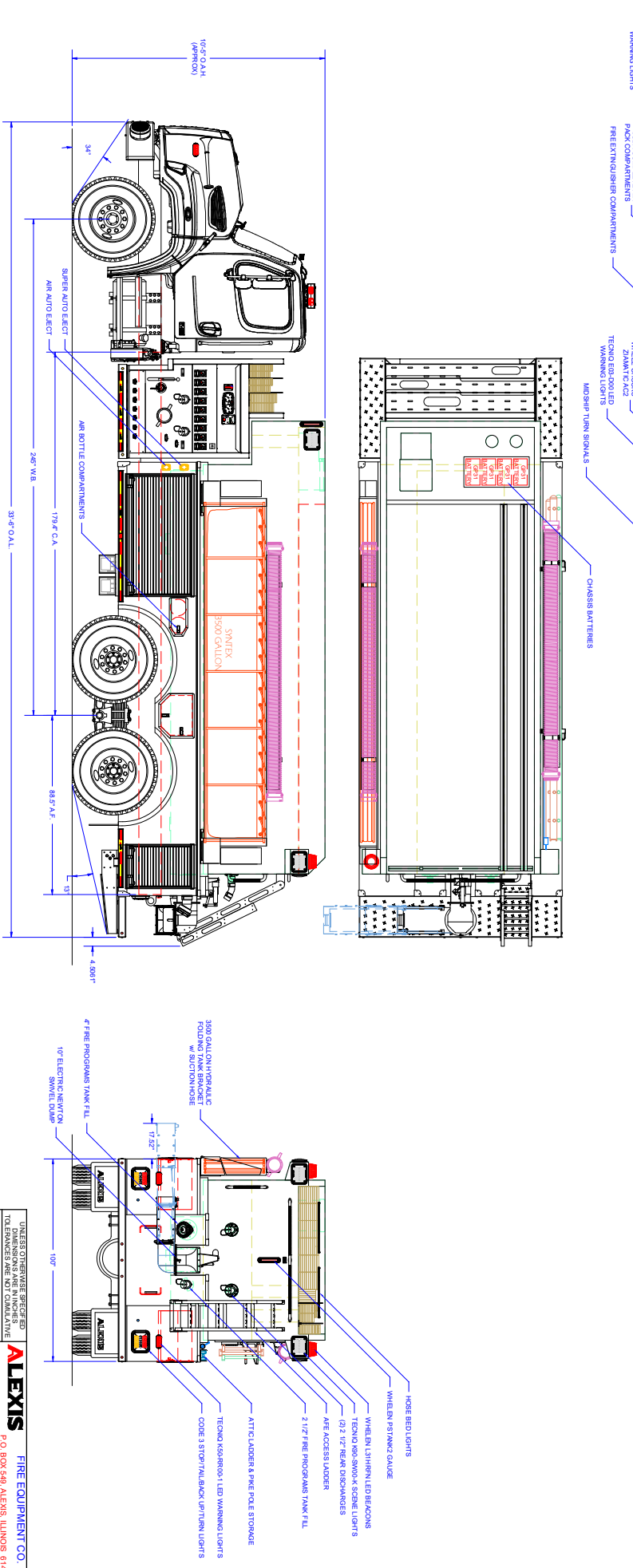
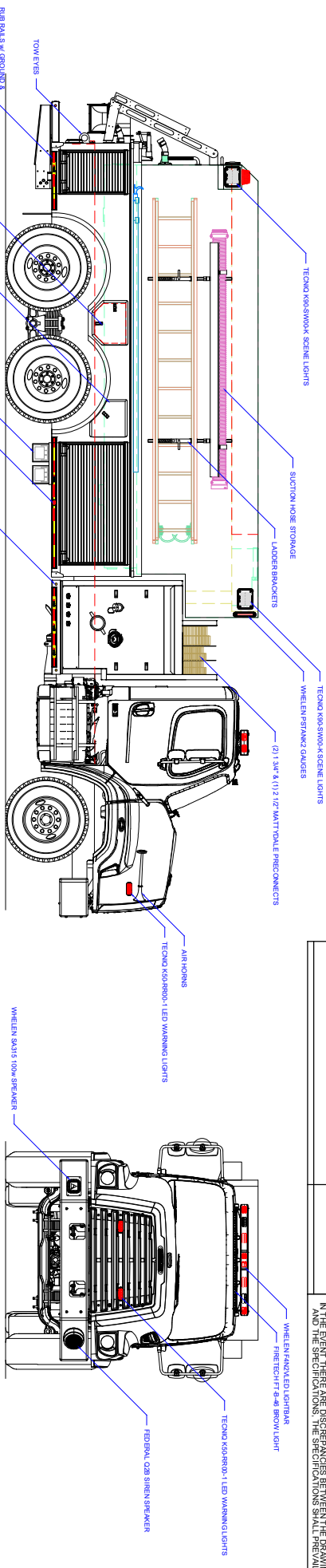
- Freightliner 114 SD Chassis
- Cummins 500 HP X12 Engine
- Allison 4500 EVS Automatic Transmission
- Heavy Duty Stainless-Steel Body and Sub-Frame
- Two (2) Person Cab
- Stainless-Steel Side Mount Pump Module
- Waterous CSU 150 1500 GPM Single Stage Split Shaft Pump
- Trident Air Prime System
- FRC Pump Boss Pressure Governor & Monitoring System
- Two (2) 6" Intakes, One (1) Each Left and Right Side
- One (1) 2½" Gated Intake, Left Side
- Two (2) 2½" Discharges, Left Side
- One (1) 2½" Discharge, Right Side
- Two (2) 2½" Discharges, Rear
- One (1) 3" Discharge Adapted to 5" Storz, Right Side
- Two (2) 1½" and One (1) 2½" Mattydale Preconnects
- One (1) Dual Wheel Well Air Bottle Compartment, Left Side Ahead of Rear Wheels
- Two (2) SCBA Complete Air Pack Wheel Well Compartments, One (1) Each Side Between Rear Tandem Wheels
- One (1) Fire Extinguisher Compartment Right Side Ahead of Wheel Well
- ROM Painted Roll-Up Doors
- One (1) 500# Roll Out Tray, L1 Compartment
- 3500 Gallon Poly Tank
- One (1) 4" Adapted to 5" Storz and One (1) 2½" FirePrograms Valve Tank Fill
- One (1) 10" Newton Stainless-Steel Manual Swivel Dump, Rear
- Hose Bed w/ Two (2) Dividers, Hypalon Cover
- One (1) 10" Newton Stainless-Steel Electric Swivel Dump, Rear
- Progressive Dynamics Battery Charger w/ Kusmaul 120V 20A Super Auto Eject, Left Front Boody Post
- Tecniq Warning and Scene Light Package
- Whelen 200W Siren and 100W Speaker
- Federal Q2B Siren
- Six (6) Tecniq K90 LED Scene Lights, Two (2) Each Side, Two (2) Rear
- Whelen TAL65 LED Traffic Advisor
- Rub Rails w/ Under Carriage Lighting
- Fire Tech FT-B-46-W 12 Volt LED Brow Light
- FRC 360 Camera System
- Zico Hydraulic PTS-HA Folding Tank Bracket, Compartment Top Left Side with Suction Hose Storage and Low Level Strainer
- Ladder Storage Brackets Right Side
- AFE Rear Access Ladder
- 10' 5" Overall Height • 20,000 FAWR
- 33' 6" Overall Length • 52,000 RAWR
- 245" Wheelbase • 72,000 GVWR
- 179.4" Cab to Axle



CUSTOMER APPROVAL SIGNATURE: _____ DATE: _____

COAL CITY-0005

IN THE EVENT THERE ARE DISCREPANCIES BETWEEN THE DRAWING AND THE SPECIFICATIONS, THE SPECIFICATIONS SHALL PREVAIL.



COMPARTMENT DIMENSIONS

REV	DESCRIPTION	DATE	BY	APP	CONTROL LOCATION	SIDE
01	SALES UPDATE	2/29/22	JMH	JMH	Pump GM	1500
02	SALES UPDATE	4/19/22	MJT	JMH	Pump Make	CSU Series
03	CHASSIS OPTION	4/19/22	MJT	JMH	Pump Make	Wardour
04	SALES UPDATE	9/22	JMH	JMH	Pump Drive	Split Shift
05	SALES UPDATE	9/22	JMH	JMH	Control Location	Side

REV	DESCRIPTION	DATE	BY	APP	CONTROL LOCATION	SIDE
01	SALES UPDATE	2/29/22	JMH	JMH	Pump GM	1500
02	SALES UPDATE	4/19/22	MJT	JMH	Pump Make	CSU Series
03	CHASSIS OPTION	4/19/22	MJT	JMH	Pump Make	Wardour
04	SALES UPDATE	9/22	JMH	JMH	Pump Drive	Split Shift
05	SALES UPDATE	9/22	JMH	JMH	Control Location	Side

ALEXIS FIRE EQUIPMENT CO.
P.O. BOX 549, ALEXIS, ILLINOIS 61412

UNLESS OTHERWISE SPECIFIED
DIMENSIONS ARE IN INCHES AND DECIMALS THEREAFTER
FRACTIONS SHALL BE IN 16THS OF AN INCH
TOLERANCES ARE NOT DIMENSIONAL

COAL CITY FIRE PRO DIST
COAL CITY, IL
T-K65A