

1500 GPM RIV PUMPER # 2570



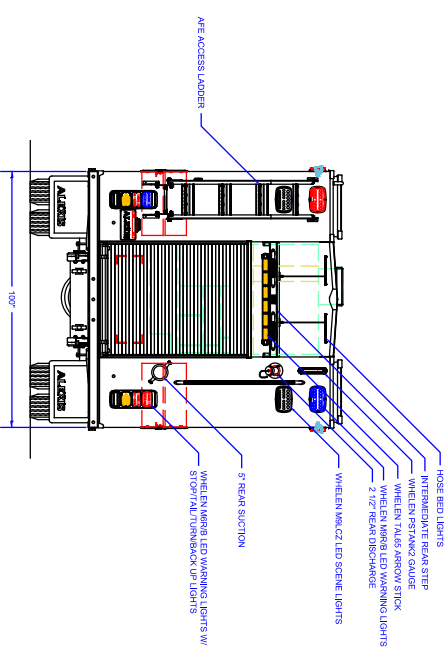
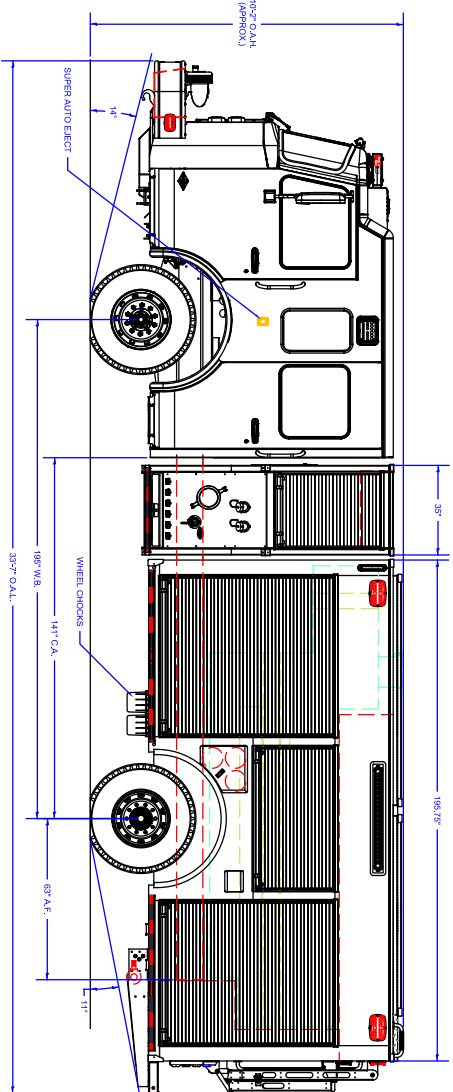
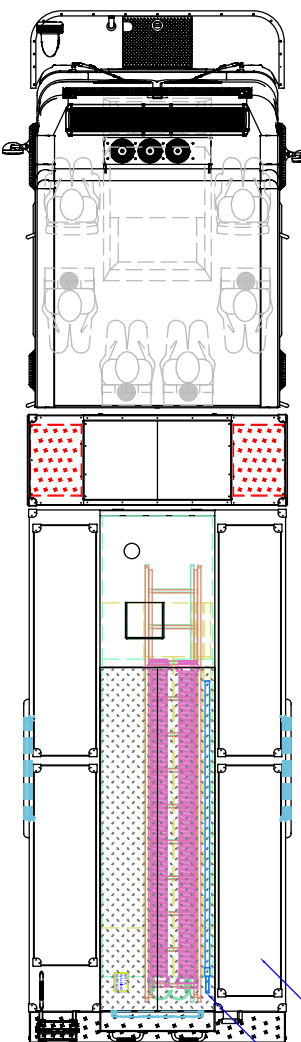
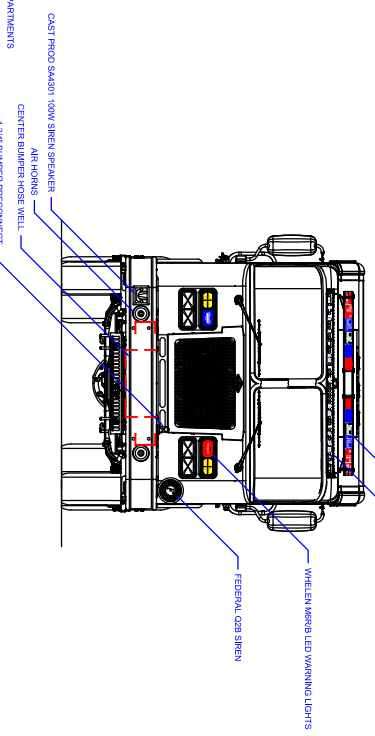
TECHNICAL SPECIFICATIONS

- Spartan FC-94 MFD 10" Raised Roof Cab
- Cummins 450 HP L9 Engine
- Allison 3000 EVS Automatic Transmission
- Heavy Duty Stainless Steel Body with Stainless Steel Subframe
- Stainless Steel Side Control Pump Module with Stainless Steel Subframe
- Transverse Storage Compartment Above the Pump Accessible Each Side
- Pump Operator's panel located in L1 compartment
- Hale DSD 1500 GPM Split-Shaft Pump
- Trident Automatic Air Prime System
- FRC Pump Boss Pressure Governor
- FRC TankVision Water Tank Level Gauge with Three (3) Whelen PSTANK Strip Lites
- Two (2) 6" Intakes, One (1) Each Side
- One (1) 5" Rear Intake - Right Side
- One (1) 2½" Gated Intake, Left Side
- Two (2) 2½" Discharges Left Side and One (1) 2½" Discharge Right Side
- One (1) 2½" Discharge Rear Right
- One (1) 3" Discharge Adapted to 4" Storz, Right Side
- Three (3) 1½" Cartridge Lay Preconnects- Transverse Area Above Pump
- One (1) 1½" Bumper Extension Preconnect
- Three (3) Triple Bottle Wheel Well Air Bottle Compartments
- ROM Roll-Up Doors
- Ladder Storage Horizontal Through the Tank, Accessible from the Rear Compartment
- Suction Hose Storage with the Ladders
- Stainless Steel Rear Access Ladder, Right Side
- Four (4) Upper Storage Compartments
- 1000 Gallon Poly Tank
- 12 Volt Electrical System with NFPA Compliant Warning Light Package
- Kussmaul AutoCharge 40LPC Battery Charger with Kussmaul 12 Volt Pump
- Kussmaul 20 Amp Super Auto-Eject 120V Shoreline Connection, Left Side of Cab
- Whelen LED Warning Light Package with Rear Arrow Stick
- Whelen 200W Siren and 100W Speaker
- Two (2) FireTech HiViz 40" LED Scene Light Bars, One (1) Each Side
- Two (2) Whelen M9 LED Scene Lights, Rear
- One (1) Whelen Pioneer Summit Brow Light
- One (1) 10' Attic Ladder, One (1) 14' Roof Ladder with Hooks, One (1) 24' 2-Section Ladder, and Two (2) 10' Lengths of 6" Hard Suction Hose
- 10'-2" Overall Height
- 33'-7" Overall Length
- 195" Wheelbase
- 141" Cab to Axle
- 21,500 FAWR
- 31,500 RAWR
- 53,000 GVWR



BUFFALO RIV-2001

- WHELEN P4N/LED LIGHT BAR
- WHELEN S72MB PIONEER SUMMIT BROW LIGHT



2