

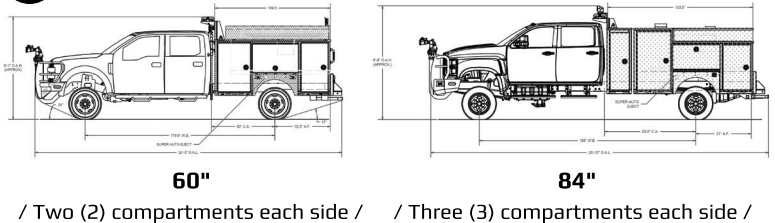


CHASSIS OPTIONS // 300 GALLON SKID TANK
60" OR 84" CA LENGTH // LED WARNING LIGHTS

1 CHOOSE CHASSIS:



2 CHOOSE CAB TO AXLE LENGTH:



3 PLUMBING OPTIONS:


- Foam System
- Bumper Turret
- Mattydale Preconnect
- Booster Reel on Deck Right Side Rear

4 CHOOSE WARNING LED LIGHT PACKAGE:

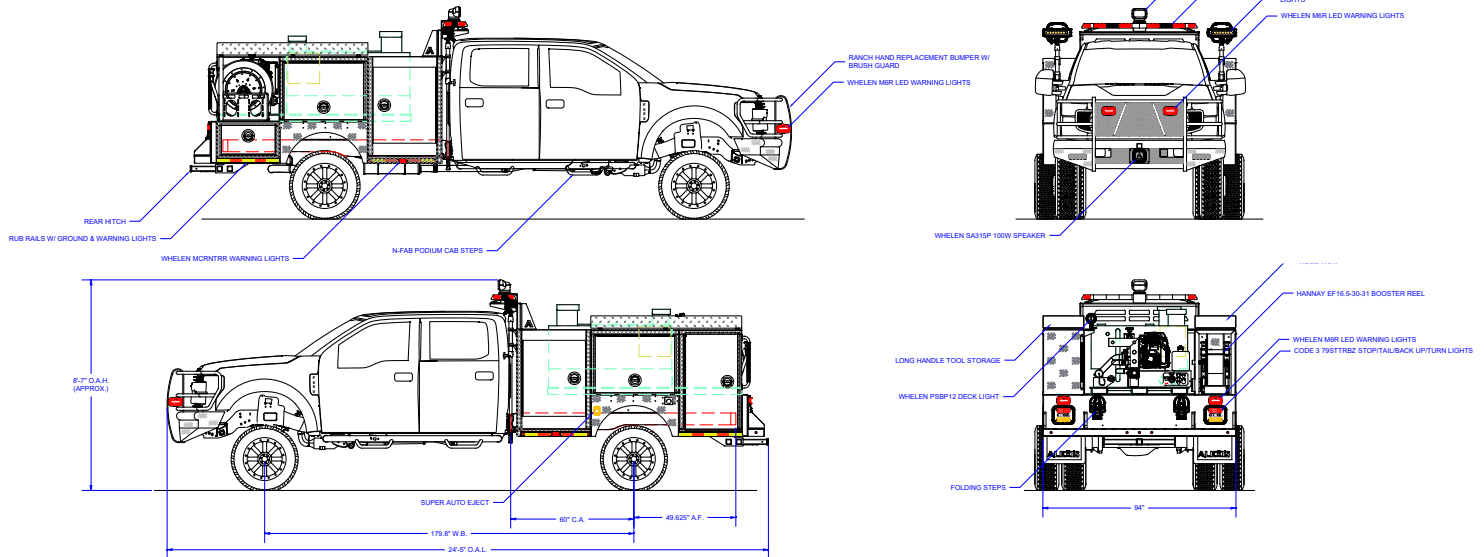


5 STANDARD FEATURES:

- Skid Unit
- Pump Options for Gas or Diesel Pumps
- Booster Reel Standard on Top of Tank
- Attack Zone Module Standard in QW
 - Optional Storage Module in lieu of the Attack Zone
 - Refer to PDF drawings for locations on each body style
- 300 Gallon Skid Tank
- Brush Guard Scene Light Option
- Telescopic Light Option
- Remote Controlled Spotlight Option
- Folding step and grab handle options



60" UTILITY BRUSH TRUCK



84" UTILITY BRUSH TRUCK

