

ALEXIS | CUSTOM PUMPHERS



CUSTOM PUMPHERS

YOUR VISION. OUR MISSION.

The traditions and continual goals of Alexis Fire Equipment Company are to manufacture fire and rescue apparatus of unsurpassed quality, safety, design and value that meet customer requirements. The company will strive to maintain the tradition through continual improvement of the QMS, build technologies, increasing our market share, and excel in education of our employees.

BUILDING BETTER FIRE APPARATUS SINCE 1947.

ALEXIS

ALEXIS FIRE EQUIPMENT

109 East Broadway | Alexis, IL 61412

Phone: (800) 322-2284
Email: sales@alexisfire.com
www.AlexisFire.com

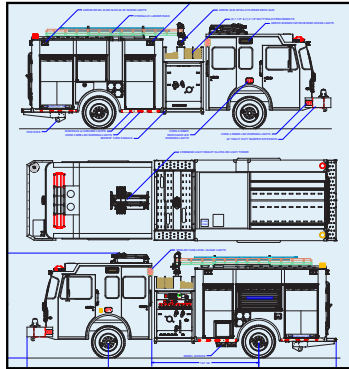


ALEXIS

DRIVEN TO SERVE.

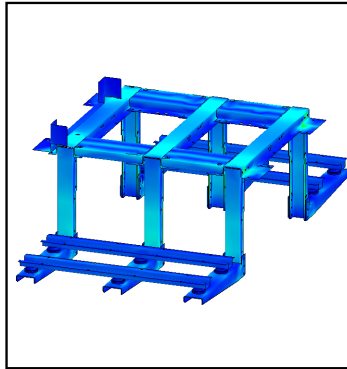
CUSTOMER DESIGNED

At Alexis Fire Equipment, we are fueled by the design challenges our customers request when it comes to custom-engineered fire apparatus. We not only transform ideas and sketches to steel on wheels, but we build a premium quality truck with unparalleled customer service you won't find anywhere else. Driven to serve since 1947.




FULLY ENGINEERED PER CUSTOMER SPECS

Each apparatus begins with a CAD drawing of preliminary body design to facilitate exact dimensions. A virtual model of your truck is generated with 3D drawings using Solidworks which results in a superiorly designed product that maximizes compartment space, weight distribution, and strength of your apparatus. Customer-specific exact wiring diagrams come standard and provide ease of electrical diagnostics. Pre-determined weight calculations verify that intended loads match correct chassis gross vehicle weight rating during pre-planning stage.



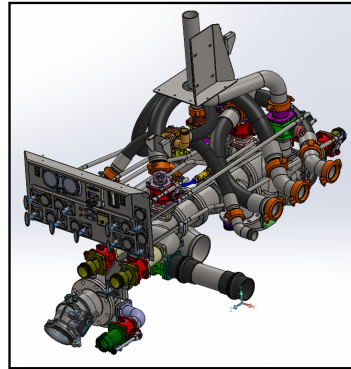
FINITE ELEMENT ANALYSIS

Our experienced team of engineers utilize Solidworks FEA to allow for computerized assessment and analysis of all designs before manufacturing each unit for our customers. Finite element analysis is key to confirming our bodies will withstand the rigorous conditions and environment our customers battle every day.



MACHINING CENTER

Along with two press brakes (480-Ton and 90-Ton) and a computerized tube bender, we also utilize two WaterJet machines (12' and 20' tables) which allows us to quickly and precisely cut large pieces of material at one time. One large solid piece means less welding and a stronger, more durable product for your truck. With the addition of a completely software controlled multi-axis cutting head, we can easily cut custom beveled edges, angled sides and countersinks with no secondary finishing all in-house.




CUSTOM CAST STAINLESS STEEL MANIFOLD SYSTEMS

Designed by Alexis with maximum flow, our corrosion-resistant manifold systems are tested by major pump manufacturers to be compatible with flow requirements across a variety of pump brands. The system bolts together with o-ring seals for better manifold performance and are designed to reduce turbulence. 3D models show all control rod and hose routing for optimum efficiency and serviceability. Diagrams can be used for training purposes for department pump operators. Systems are easily upgraded for additional valves.



STAINLESS STEEL OR 3/16" ALUMINUM BODIES

Our bodies and subframes are designed utilizing 3D solid modeling to ensure each apparatus is ready to answer the call every time. Each body utilizes a subframe that is manufactured of galvanized steel or stainless steel, depending on the mission of the unit. Our trucks are time-tested and quality-built for the departments we serve.



ELECTRICAL SYSTEM

System incorporates electrical distribution center. Microprocessors handle numerous switching functions without the excessive relays or wiring. Wiring harnesses are designed per apparatus and are documented for future replacement if needed. Harnesses feature Deutsch heavy duty, all-metal connectors. Two destination effective wiring diagrams with each apparatus – one in-house and one for the customer.



ON-SITE PAINT BOOTH

Our apparatus bodies are painted on the Alexis premises using PPG high-gloss finish coatings. Two coats of paint and three coats of primer for ultimate durability and quality. The compartments can be finished in either a natural Stainless Steel or Zolatone coating. Our trucks are prepped, the paint color of your choice is mixed, and the paint is applied to produce the finished, painted product.



SUPERIOR WARRANTY COVERAGE PROTECTION

Alexis Fire apparatus are backed by one of the most dependable and extensive warranty coverages in the industry. We stand behind our products and offer our customers piece of mind that their truck is built to the highest quality standards. We pride ourselves on our superior customer support. Always on call. Always there.

CUSTOM PUMPER

At Alexis, we are driven to serve. It is at the forefront of the custom-crafted apparatus we build for each department, the customer relationships we cultivate, and the common goal uniting Alexis Fire Equipment and the firefighters we work with every day. Since 1947, our mission has remained the same — to serve to the best of our ability and provide the highest caliber custom-built fire apparatus so our customers can focus on saving lives and serving their communities.



PUMPS & VALVES

Alexis offers Darley, Waterous or Hale pumps with your choice of Akron or Elkhart valves. We utilize stainless steel piping throughout the piping system. Choose from an array of discharge and intake options to meet the specific needs of your department. We have various preconnect and booster reel options available as well to help your department provide the quickest response possible upon arrival at the scene.

LIGHTING & ACCESSORIES

Add on your bells and whistles with a wide selection of lighting choices to fully customize your Alexis Pumper. Siren, speaker, and warning light options are available from industry leading manufacturers to meet NFPA compliancy. Add in the many 120 Volt electrical systems options available as necessary to round out your apparatus. The Alexis 12 volt and 120 volt electrical systems are designed to provide full on-scene support for your firefighting staff.

CUSTOM FABRICATION

Alexis offers Custom EMS compartments built to fit your department's needs. Ample compartment storage space is made to effectively store all of the loose equipment required for efficient emergency operations. All compartments are sealed to resist water intrusion. With the additional options of adjustable shelves, roll-out trays, pull-out tool boards, equipment storage racks and more, your Alexis Sales Representative can help design a truck that will meet the needs of your department while allowing you to focus your attention where it is needed most – protecting property and saving lives.



Rub Rails Standard with Ground Lighting



Top Brand Lighting and Accessories



Ergonomic Controls and Gauges



Maximized Custom Storage Compartments



Quick Access Pump Panels



Hard Suction Preconnects



Customized Front Bumper Storage Compartment in Various Configurations for Different Functions