

ALEXIS | BRUSH TRUCKS



BRUSH TRUCKS

YOUR VISION. OUR MISSION.

The traditions and continual goals of Alexis Fire Equipment Company are to manufacture fire and rescue apparatus of unsurpassed quality, safety, design and value that meet customer requirements. The company will strive to maintain the tradition through continual improvement of the QMS, build technologies, increasing our market share, and excel in education of our employees.

BUILDING BETTER FIRE APPARATUS SINCE 1947.

ALEXIS

ALEXIS FIRE EQUIPMENT

109 East Broadway | Alexis, IL 61412

Phone: (800) 322-2284
Email: sales@alexisfire.com
www.AlexisFire.com

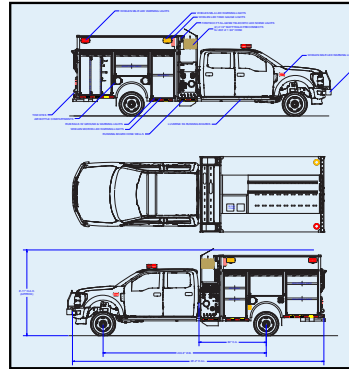


ALEXIS

DRIVEN TO SERVE.

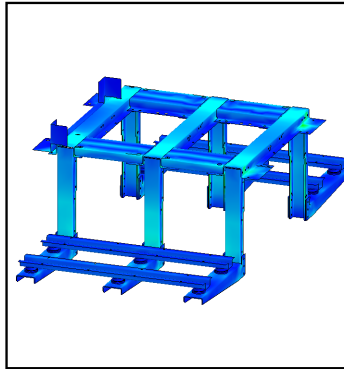
CUSTOMER DESIGNED

At Alexis Fire Equipment, we are fueled by the design challenges our customers request when it comes to custom-engineered fire apparatus. We not only transform ideas and sketches to steel on wheels, but we build a premium quality truck with unparalleled customer service you won't find anywhere else. Driven to serve since 1947.



FULLY ENGINEERED PER CUSTOMER SPECS

Each apparatus begins with a CAD drawing of preliminary body design to facilitate exact dimensions. A virtual model of your truck is generated with 3D drawings using Solidworks which results in a superiorly designed product that maximizes compartment space, weight distribution, and strength of your apparatus. Customer-specific exact wiring diagrams come standard and provide ease of electrical diagnostics. Pre-determined weight calculations verify that intended loads match correct chassis gross vehicle weight rating during pre-planning stage.



FINITE ELEMENT ANALYSIS

Our experienced team of engineers utilize Solidworks FEA to allow for computerized assessment and analysis of all designs before manufacturing each unit for our customers. Finite element analysis is key to confirming our bodies will withstand the rigorous conditions and environment our customers battle every day.



MACHINING CENTER

Along with two press brakes (480-Ton and 90-Ton) and a computerized tube bender, we also utilize two WaterJet machines (12' and 20' tables) which allows us to quickly and precisely cut large pieces of material at one time. One large solid piece means less welding and a stronger, more durable product for your truck. With the addition of a completely software controlled multi-axis cutting head, we can easily cut custom beveled edges, angled sides and countersinks with no secondary finishing all in-house.




CRAFTED BY SKILLED TRADESMEN

Our Engineering and Manufacturing departments are at the core of Alexis Fire Equipment. We thrive on innovation and strive to produce an apparatus that not only exceeds your expectations, but pushes the envelope of conventional fire apparatus. What you might have thought was impossible in a truck can be brought to life with our team of extraordinary engineers and skilled craftsmen. Our attention to detail is unsurpassed and we achieve maximum quality results as an ISO 9001 Certified company.



STAINLESS STEEL OR 3/16" ALUMINUM BODIES

Our bodies and subframes are designed utilizing 3D solid modeling to ensure each apparatus is ready to answer the call every time. Each body utilizes a subframe that is manufactured of galvanized steel or stainless steel, depending on the mission of the unit. Our trucks are time-tested and quality-built for the departments we serve.



ELECTRICAL SYSTEM

System incorporates electrical distribution center. Microprocessors handle numerous switching functions without the excessive relays or wiring. Wiring harnesses are designed per apparatus and are documented for future replacement if needed. Harnesses feature Deutsch heavy duty, all-metal connectors. Two destination effective wiring diagrams with each apparatus – one in-house and one for the customer.



ON-SITE PAINT BOOTH

Our apparatus bodies are painted on the Alexis premises using PPG high-gloss finish coatings. Two coats of paint and three coats of primer for ultimate durability and quality. The compartments can be finished in either a natural Stainless Steel or Zolatone coating. Our trucks are prepped, the paint color of your choice is mixed, and the paint is applied to produce the finished, painted product.



SUPERIOR WARRANTY COVERAGE PROTECTION

Alexis Fire apparatus are backed by one of the most dependable and extensive warranty coverages in the industry. We stand behind our products and offer our customers piece of mind that their truck is built to the highest quality standards. We pride ourselves on our superior customer support. Always on call. Always there.

COMPACT VERSATILITY.

At Alexis, we are driven to serve. It is at the forefront of the custom-crafted apparatus we build for each department, the customer relationships we cultivate, and the common goal uniting Alexis Fire Equipment and the firefighters we work with every day. Since 1947, our mission has remained the same — to serve to the best of our ability and provide the highest caliber custom-built fire apparatus so our customers can focus on saving lives and serving their communities.



CHOOSE YOUR CAB

Whether you need a 2-door, extended cab, or 4-door cab with bucket or bench seating, we have it all. Choose from a diesel or gas engine; pick-up truck with bed or cab and chassis with AFE manufactured flatbed; 2-wheel drive or 4x4 for off-road driving capabilities. Customize your truck with steel wheels with stainless steel simulators or aluminum wheels, stainless steel running boards or Nerf bars for quick and easy access, and premium door lettering with reflective striping. Heavy duty replacement bumpers, grill guards, and front or rear hitches for removable winch are all options to fully customize your truck.

PUMPS & TANKS

Pick your Poly-Tank in sizes ranging from 250 - 400 gallons; built-in foam cells or poly compartments are also available. Alexis uses Darley Pumps with your choice of either gas or diesel engines. Choose from an array of discharge options as well as electric rewind booster reel options and preconnected hose lines for quick attack response. Stainless steel suction and discharge manifolds with stainless steel valves provide peace of mind. Cab controlled bumper turrets and spray booms are also available to round out your arsenal.

CUSTOM FABRICATION

With flatbed sizes of 9' or 11', there is plenty of space available to design your unit, including platform options at the front or rear. Accessing your equipment quickly and efficiently is at the utmost importance when you're on the job. We utilize areas for ample storage space to store all of your loose equipment with compartments located both above deck and below. Other options such as adjustable shelves, sliding trays, compartment dividers and aluminum equipment storage racks can be designed for your Brush Truck. Our team is at your service.

LIGHTING & ACCESSORIES


Add on your bells and whistles with a wide selection of lighting choices and accessories to fully customize your Alexis Brush Truck. Siren and speaker options are available as well as LED NFPA warning light packages from Whelen, FireTech or Weldon. Control your warning systems from a dash mounted Jotto Desk or a floor-mounted console (dependent on seating configuration). Choose from many different lighting options including 12 Volt lift lights mounted on the headache rack and LED compartment lights. Contact us to learn more about the added options and loose equipment brands we carry for your custom-built unit.



Stainless Steel or Aluminum Construction




Top Brand Lighting and Accessories




NFPA Lighting Packages



Various Booster Reel Mount Locations



Slide-In Skid Units Available



Pan Style Doors with Automotive Seals and 2-Point Latching

