

# 200 GALLON - RESPONSE QUICK ATTACK UNIT


CITY OF BELVIDERE FIRE DEPARTMENT / BELVIDERE, ILLINOIS



# ALEXIS



THANK YOU TO THE CITY OF BELVIDERE FIRE DEPARTMENT FOR THE PURCHASE OF THIS UNIT.

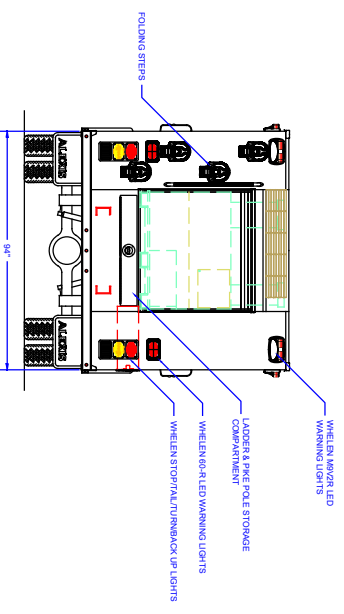
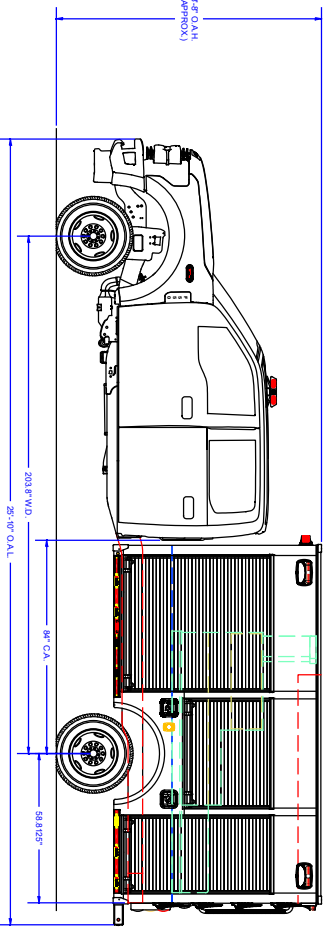
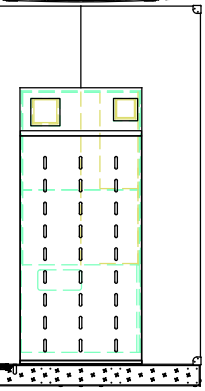
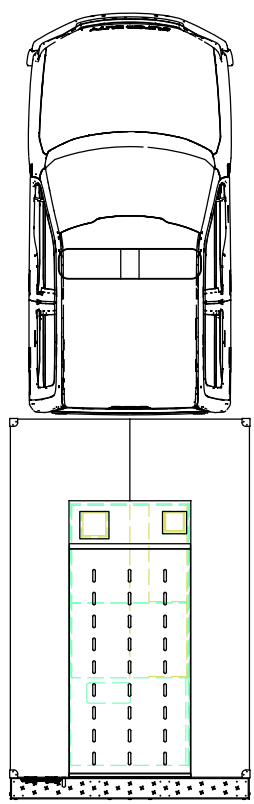
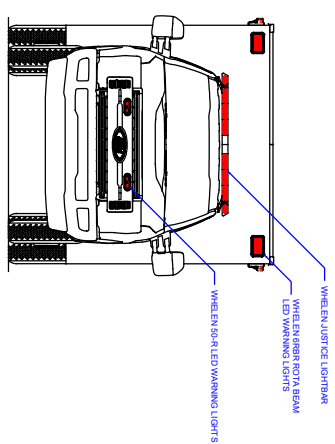
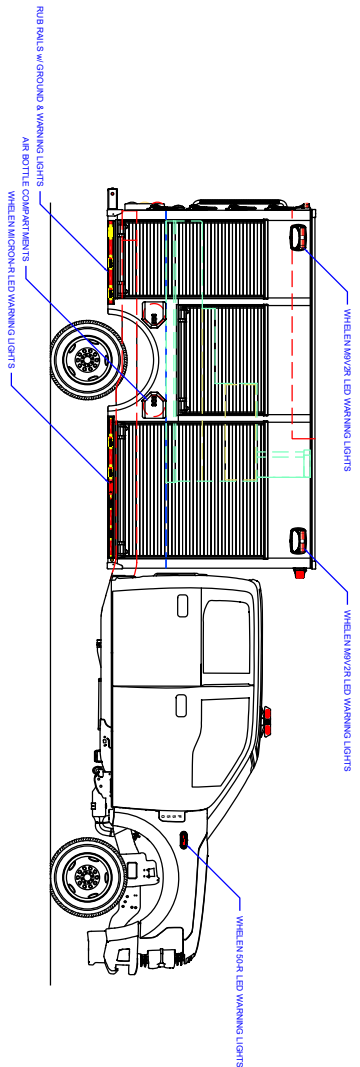


## TECHNICAL SPECIFICATIONS

- Ford F-550 4x4 Crew Cab Chassis
- 6.7L Power Stroke V8 330HP Diesel Engine
- TorqShift 10-Speed Automatic Transmission
- Heavy Duty Stainless-Steel Body & Subframe
- Five (5) Person Cab Seating
- ROM Roll-Up Doors
- HMA Proteus 1 PTO High Pressure Fire Suppression System
- 200-Gallon Poly Tank
- Two (2) Hannay High Pressure Hose Reels
- Two (2) Single Air Bottle Storage Compartments, Right Side Wheel Well
- Floor Mounted Console for Emergency Switches w/ Map/ Binder Storage
- Progressive Dynamics On-Board Battery Charger
- Kussmaul Super Auto Eject Shoreline Connection
- Whelen LED Warning Light and Scene Light Package
- Whelen Electronic Siren and 100-Watt Speaker
- Audiovox Color Observation Back-up Camera System
- Ladder/Pike Pole Storage, Under Rear Compartment
- Chevron Striping, Rear
- 8' 8" Overall Height
- 25' 10" Overall Length
- 203" Wheelbase
- 84" Cab to Axle
- 6,500 FAWR
- 14,706 RAWR
- 19,500 GVWR



To view more photos and download spec sheet, please visit us at [AlexisFire.com](http://AlexisFire.com).



### COMPARTMENT DIMENSIONS

REVISION HISTORY			Pump Info:			SALES UPDATES		
REV	DESCRIPTION	DATE	DNV	Control Location	Rear	30920	MAT	30920
04	PRECONSTRUCTION UPDATES	02/20/20	MAT	Pump Drive	Other	Apparatus Type	Response 1 (2' (R' C A))	
03	PRECONSTRUCTION UPDATES	02/20/20	MAT	Pump Make	Other	Chassis	Ford 4-Door	
02	SALES UPDATES	01/09/20	MAT	Pump Model	OTHER	Tank Capacity	200	
01	SALES UPDATES	03/20/20	MAT	Pump GPM		Material	Stainless Steel	

COMP.#	DOOR OPENING SIZES
L1 & R1	51" WIDE X 59" HIGH X TRANSVERSE
L2 & R2	41" WIDE X 29" HIGH X 21" DEEP
L3 & R3	28" WIDE X 53" HIGH X 21" DEEP
REAR	48" WIDE X 38" HIGH X 107" DEEP

UNLESS OTHERWISE SPECIFIED:

DECIMALS = ANGLES = 16°

FRACTIONS = 1/8" MINIMUM = 1/16" MINIMUM

TOLERANCES ARE NOT DIMENSIONAL

THIS COPYRIGHT OF THIS DRAWING AND DESIGN AND ALL RIGHTS RESERVED BY THE DESIGNER OR HIS EMPLOYERS.

**ALEXIS FIRE EQUIPMENT CO.**  
P.O. BOX 469, ALEXIS, ILLINOIS 62412

**RESPONSE 1**  
BELVIDERE FIRE DEPT  
BELVIDERE, IL

SIZE: R1-D44  
D 1/2" = 1"

CONTRACT # 2430 SHEET 1 OF 2