


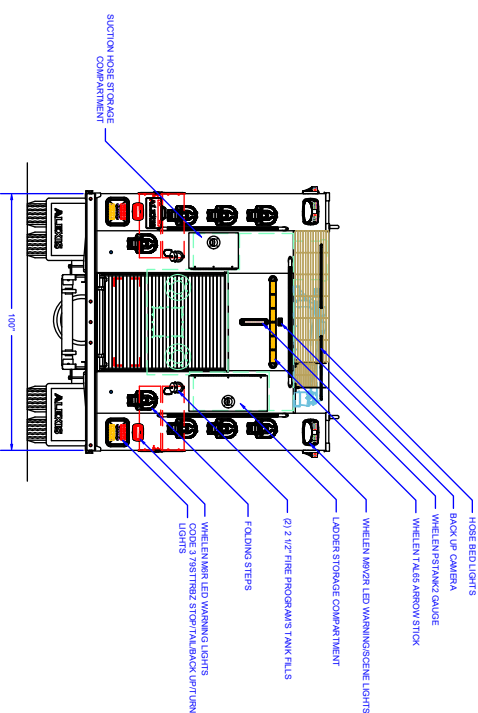
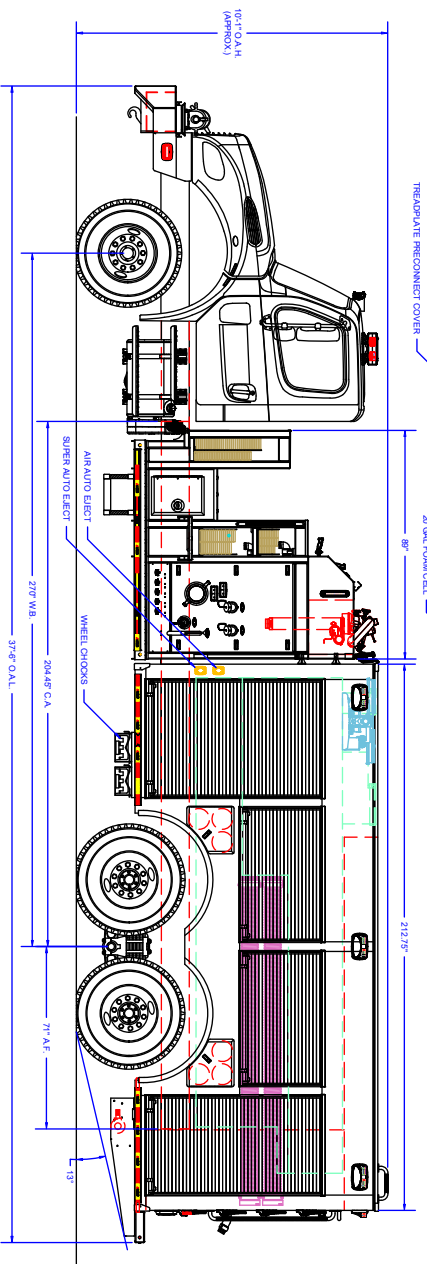
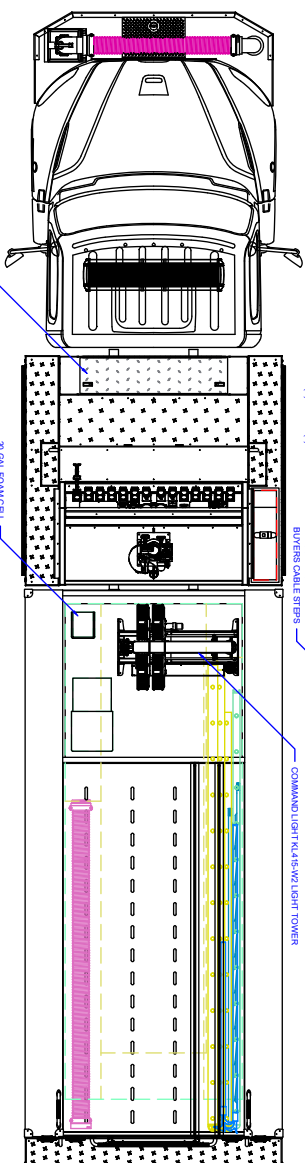
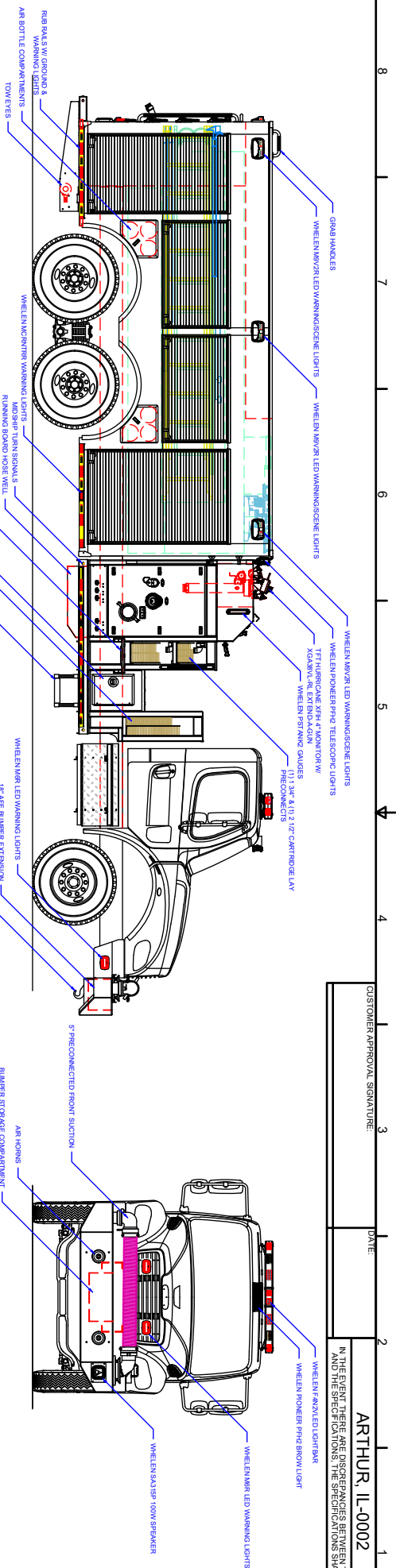
TOP MOUNT PUMPER TANKER #2571



TECHNICAL SPECIFICATIONS

- Freightliner M2 112 2-Door Chassis
- Cummins L9 450 HP Diesel Engine
- Allison 3000 EVS Transmission
- Heavy Duty Stainless Steel Body with Stainless Steel Subframe
- Stainless Steel Top Mount Pump Module with Stainless Steel Subframe
- One (1) Free Floating Hose Well, Right Side in the Running Board
- Hale QMAX-XS 1750 GPM Pump
- Trident 2-Location Air Primer
- FRC Pump Boss Pressure Governor Monitoring System
- FRC TankVision Water Tank Level Gauge with Three (3) Whelen Strip Lites
- Two (2) 6" Intakes, One (1) Each Side
- One (1) 5" Front Intake Adapted to 6" NSTM
- One (1) 2½" Gated Intake, Left Side
- Two (2) 2½" Discharges Left Side and One (1) 2½" Discharge Right Side
- One (1) 4" Discharge Adapted to 5" Storz, Right Side
- FoamPro 1600 Foam System with 20 Gallon Foam Tank
- One (1) 3" Discharge Dunnage Area with TFT Hurricane Remote Controlled Monitor and TFT Remote Controlled Extenda-Gun, Includes Wireless Remote
- One (1) 1½" and One (1) 2½" Crosslay Preconnects, Behind Cab at Front of Walkway
- One (1) 1½" and One (1) 2½" Speedlay Preconnects with Trays
- ROM Roll-Up Doors
- Four (4) Triple Wheel Well Air Bottle Compartments, Two (2) Each Side
- Ladder Storage Compartment, Vertical Through the Body Right Side
- Suction Hose Storage Compartment, Vertical Through the Body Left Side
- 2000 Gallon Poly Tank
- Two (2) 2½" FirePrograms Tank Fills, One (1) Each Side Rear
- One (1) Newton 10" Stainless Steel Electric Dump with 36" Manual Extension, in Rear Compartment
- 12 Volt Electrical System with NFPA Compliant Warning Light Package
- Whelen LED Warning Light Package with Rear Arrow Stick
- Progressive Dynamics Battery Charger
- Kussmaul 20 Amp Super Auto-Eject 120V Shoreline Connection, Left Side
- Kussmaul Auto Air Eject
- Whelen 200W Siren and 100W Speaker
- Two (2) Whelen 12 Volt LED Telescopic Lights, One (1) Each Side at the Front of the Body
- One (1) Whelen LED Brow Light
- One (1) Command Light Knight 12 Volt LED Light Tower with Whelen Lights
- One (1) 10' Attic Ladder, One (1) 14' Roof Ladder with Hooks, One (1) 35' 3-Section Ladder, and Two (2) 10' Lengths of 6" Suction Hose
- 10' 1" Overall Height
- 37' 6" Overall Length
- 270" Wheelbase
- 204.45" Cab to Axle
- 14,600 FAWR
- 40,000 RAWR
- 54,600 GVWR





Pump Info:	
Control Location: Top	Apparatus Type: Pumper/T
Pump Drive: Split Shaft	Chassis: Freightliner 2-Door

COMPARTMENT DIMENSIONS	
COMP #	DOOR OPENING SIZES
L1 & R1	44" WIDE X 64" HIGH X 12 1/2" DEEP
L2 & R2	50" WIDE X 27" HIGH X 12" DEEP

UNLESS OTHERWISE SPECIFIED
DIMENSIONS ARE IN INCHES
TOLERANCES ARE NOT CUMULATIVE

ALEXIS

P.O. BOX 569, ALEXIS, ILLINOIS 61412

PUMPER /TANKER

ARTHUR FIRE PROT DIST

ARTHUR, IL

The copyright of this drawing and design
and the right of reproduction there is vested
in and belongs to Alexis Fire Equipment Co.

REVISION HISTORY			
REV	DESCRIPTION	DATE	BY
01	SALES UPDATES	3/14/23	1

6