



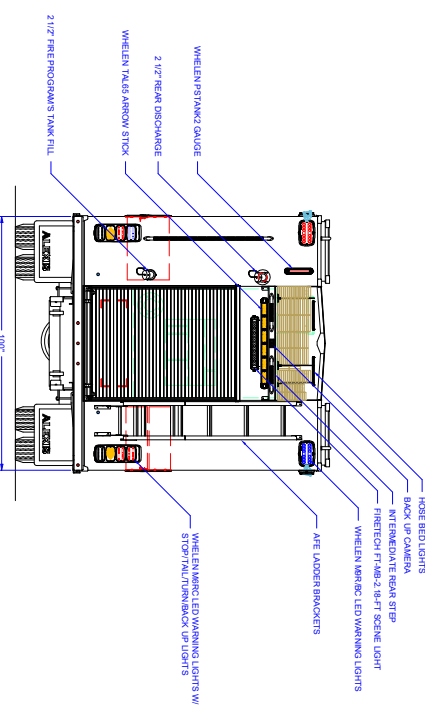
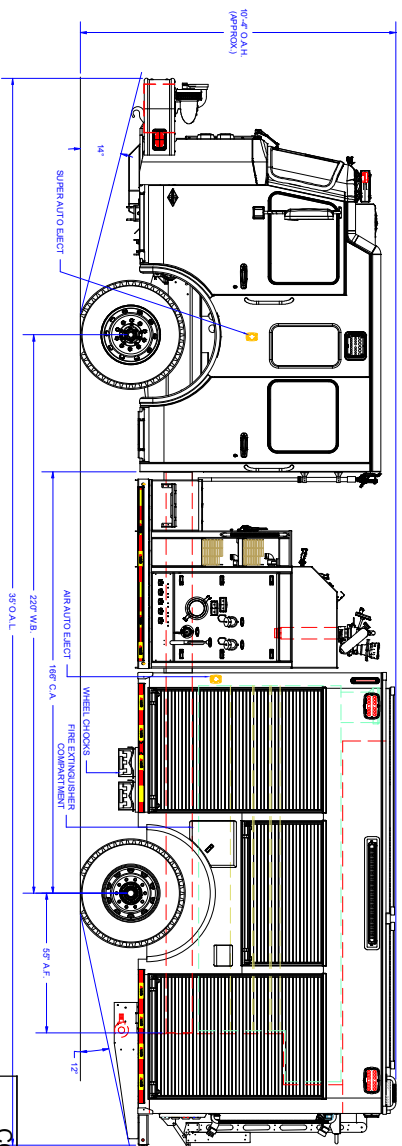
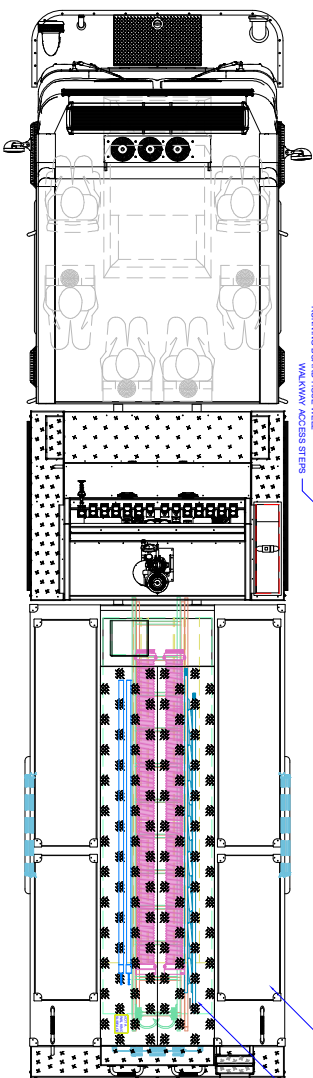
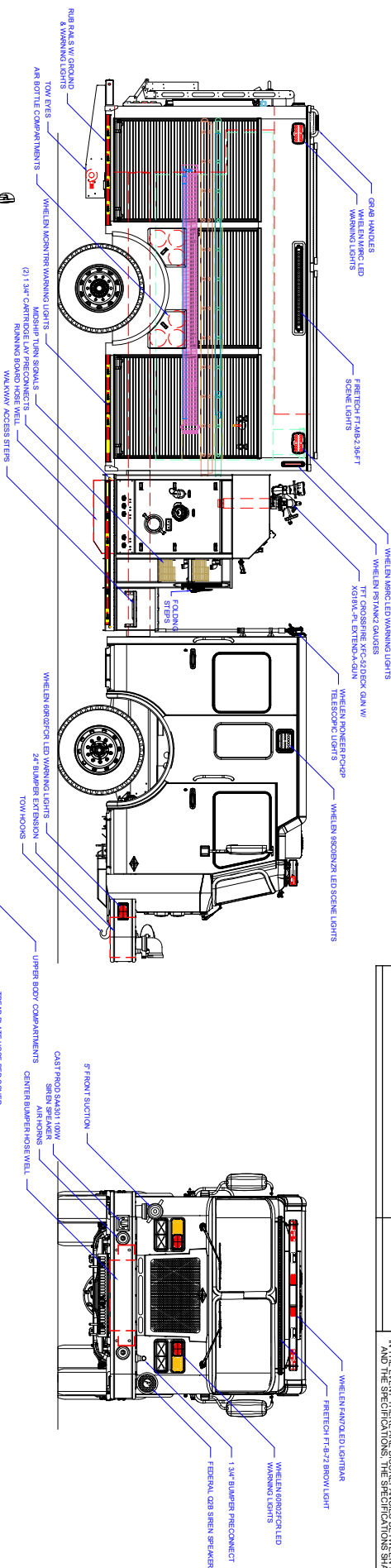
1500 GPM TOP CONTROL PUMPER #2507



TECHNICAL SPECIFICATIONS

- Spartan FC-94 MFD 10" Raised Roof
- Cummins L9 450 HP Diesel Engine
- Allison 3000 EVS Transmission
- Heavy Duty Stainless-Steel Body and Subframe
- Six (6) Person Cab Seating
- Hale DSD 150 1500 GPM Pump
- Trident Air Primer
- FRC Pump Boss Pressure Governor & Monitoring System
- 1,000 Gallon Poly Tank
- Stainless-Steel Top Mount Pump Module w/ 22" Midship Walkway
- Two (2) 6" Intakes, One (1) Each Left and Right Side w/ Akron 7982 Revolution Butterfly Inlet Valves
- One (1) 2½" Gated Intake, Left Side Control
- One (1) 5" Front Intake Adapted to 6" NST
- Three (3) 2½" Discharges, Two (2) Left and One (1) Right Side
- One (1) 3" Discharge Adapted to 5" NST, Right Side
- One (1) 2½" Discharge, Rear
- Two (2) 1½" Cartridge Lay Preconnects
- One (1) 1½" Bumper Extension Preconnect
- One (1) Fire Extinguisher Wheel Well Compartment Left Side Ahead
- Two (2) Triple Bottle Wheel Well Compartments Right Side
- ROM Satin Finish Roll-Up Doors
- One (1) Roll Out Drop Down Tray, L1 Compartment
- Hinged PacTrac Tool Board, One (1) Each L2 and R2 Compartments
- One (1) Oil Dry Fill, L3 Compartment w/ Oil Dry Storage in Above Upper Compartment
- Air Bag Rack, Multiple Rigid Mount, R1 Compartment
- Two (2) Bottle SpaceSaver Fill Enclosure w/ One Cascade Bottle Each Side Upper Forward Compartments
- One (1) Adjustable PacTrac Vertical Pull-Out Board w/ Shoebox, R3 Compartment
- One (1) Cribbing Containment Door, R3 Compartment
- Ladder, Hard Suction, and Pike Pole Storage, Through Tank in Rear Compartment
- One (1) 1000# Roll Out Tray, Rear Compartment
- AFE Stainless-Steel Top Access Ladder
- Four (4) Upper Storage Compartments
- Kussmaul Battery Conditioner w/ Kussmaul 120V 20A Super Auto Eject Inlet
- Whelen LED Warning Light Package
- FireTech Scene Light Package
- Two (2) Whelen LED Telescopic Lights One (1) Each Side Behind the Chassis
- Whelen TAL65 LED Traffic Advisor
- 10' 4" Overall Height
- 35' Overall Length
- 220" Wheelbase
- 166" Cab to Axle
- 21,500 FAWR
- 31,500 RAWR
- 53,000 GVWR





COMPARTMENT DIMENSIONS

Pump Info:		COMP #	DOOR OPENING SIZES
Control method: Turn	Anomalous Turn: Run over		

<p>Pump Info:</p> <p>Control location: <u>Top</u></p> <p>Pump Drive: <u>Split Shaft</u></p>		<p>COMP #</p> <p><u>L1 & R1</u></p>		<p>DOOR OPENING SIZES</p> <p><u>46" WIDE X 64" HIGH X 25" DEEP</u></p>	<p>The copyright of this drawing and design is retained by Abingdon Fire Protection and is subject to review by Abingdon Fire Protection Co.</p>
<p>Apparatus Type: <u>Pumper</u></p> <p>Chassis: <u>Spartan 54 - BOC</u></p>					
<p>ABINGDON FIRE PROT DIST</p> <p>ABINGDON, IL</p>					

REVISION HISTORY		DRAWING NO		P-PA35	
REV	DESCRIPTION	DATE	DWN	Pump Model: HSD	1 1/2" = 1'
6				Pump GPM: 1500	2507
		Tank Capacity: 1000		CONTRACT #	
		12.8 & P2		SHEET 1 OF 2	
		54" WIDE X 27" HIGH X 25" DEEP			
		13.8 & P3			
		46" WIDE X 64" HIGH X 25" DEEP			
		42" WIDE X 55" HIGH X 29" DEEP			
		REAR			
		MATERIAL			
		304WM			
		M TINKHAM			
		10/17/22			
		D			
		1/2" = 1'			
		CONTRACT #			
		2507			
		SHEET 1 OF 2			
		MATERIAL			
		304WM			
		M TINKHAM			
		10/17/22			
		D			
		1/2" = 1'			
		CONTRACT #			
		2507			
		SHEET 1 OF 2			
		MATERIAL			
		304WM			
		M TINKHAM			
		10/17/22			
		D			
		1/2" = 1'			
		CONTRACT #			
		2507			
		SHEET 1 OF 2			
		MATERIAL			
		304WM			
		M TINKHAM			
		10/17/22			
		D			
		1/2" = 1'			
		CONTRACT #			
		2507			
		SHEET 1 OF 2			
		MATERIAL			
		304WM			
		M TINKHAM			
		10/17/22			
		D			
		1/2" = 1'			
		CONTRACT #			
		2507			
		SHEET 1 OF 2			
		MATERIAL			
		304WM			
		M TINKHAM			
		10/17/22			
		D			
		1/2" = 1'			
		CONTRACT #			
		2507			
		SHEET 1 OF 2			
		MATERIAL			
		304WM			
		M TINKHAM			
		10/17/22			
		D			
		1/2" = 1'			
		CONTRACT #			
		2507			
		SHEET 1 OF 2			
		MATERIAL			
		304WM			
		M TINKHAM			
		10/17/22			
		D			
		1/2" = 1'			
		CONTRACT #			
		2507			
		SHEET 1 OF 2			
		MATERIAL			
		304WM			
		M TINKHAM			
		10/17/22			
		D			
		1/2" = 1'			
		CONTRACT #			
		2507			
		SHEET 1 OF 2			
		MATERIAL			
		304WM			
		M TINKHAM			
		10/17/22			
		D			
		1/2" = 1'			
		CONTRACT #			
		2507			
		SHEET 1 OF 2			
		MATERIAL			
		304WM			
		M TINKHAM			
		10/17/22			
		D			
		1/2" = 1'			
		CONTRACT #			
		2507			
		SHEET 1 OF 2			
		MATERIAL			
		304WM			
		M TINKHAM			
		10/17/22			
		D			
		1/2" = 1'			
		CONTRACT #			
		2507			
		SHEET 1 OF 2			
		MATERIAL			
		304WM			
		M TINKHAM			
		10/17/22			
		D			
		1/2" = 1'			
		CONTRACT #			
		2507			
		SHEET 1 OF 2			
		MATERIAL			
		304WM			
		M TINKHAM			
		10/17/22			
		D			
		1/2" = 1'			
		CONTRACT #			
		2507			
		SHEET 1 OF 2			
		MATERIAL			
		304WM			
		M TINKHAM			
		10/17/22			
		D			
		1/2" = 1'			
		CONTRACT #			
		2507			
		SHEET 1 OF 2			
		MATERIAL			
		304WM			
		M TINKHAM			
		10/17/22			
		D			
		1/2" = 1'			
		CONTRACT #			
		2507			
		SHEET 1 OF 2			
		MATERIAL			
		304WM			
		M TINKHAM			
		10/17/22			
		D			
		1/2" = 1'			
		CONTRACT #			
		2507			
		SHEET 1 OF 2			
		MATERIAL			
		304WM			
		M TINKHAM			
		10/17/22			
		D			
		1/2" = 1'			
		CONTRACT #			
		2507			
		SHEET 1 OF 2			
		MATERIAL			
		304WM			
		M TINKHAM			
		10/17/22			
		D			
		1/2" = 1'			
		CONTRACT #			
		2507			
		SHEET 1 OF 2			
		MATERIAL			
		304WM			
		M TINKHAM			
		10/17/22			
		D			
		1/2" = 1'			
		CONTRACT #			
		2507			
		SHEET 1 OF 2			
		MATERIAL			
		304WM			
		M TINKHAM			
		10/17/22			
		D			
		1/2" = 1'			
		CONTRACT #			
		2507			
		SHEET 1 OF 2			
		MATERIAL			
		304WM			
		M TINKHAM			
		10/17/22			
		D			
		1/2" = 1'			
		CONTRACT #			
		2507			
		SHEET 1 OF 2			
		MATERIAL			
		304WM			
		M TINKHAM			
		10/17/22			
		D			
		1/2" = 1'			
		CONTRACT #			
		2507			
		SHEET 1 OF 2			
		MATERIAL			
		304WM			
		M TINKHAM			
		10/17/22			
		D			
		1/2" = 1'			
		CONTRACT #			
		2507			
		SHEET 1 OF 2			
		MATERIAL			
		304WM			
		M TINKHAM			
		10/17/22			
		D			
		1/2" = 1'			
		CONTRACT #			
		2507			
		SHEET 1 OF 2			
		MATERIAL			
		304WM			
		M TINKHAM			
		10/17/22			
		D			
		1/2" = 1'			
		CONTRACT #			
		2507			
		SHEET 1 OF 2			
		MATERIAL			
		304WM			
		M TINKHAM			
		10/17/22			
		D			
		1/2" = 1'			
		CONTRACT #			
		2507			
		SHEET 1 OF 2			
		MATERIAL			
		304WM			
		M TINKHAM			
		10/17/22			
		D			
		1/2" = 1'			
		CONTRACT #			
		2507			
		SHEET 1 OF 2			
		MATERIAL			
		304WM			
		M TINKHAM			
		10/17/22			
		D			
		1/2" = 1'			
		CONTRACT #			
		2507			
		SHEET 1 OF 2			
		MATERIAL			
		304WM			
		M TINKHAM			
		10/17/22			
		D			
		1/2" = 1'			
		CONTRACT #			
		2507			
		SHEET 1 OF 2			
		MATERIAL			
		304WM			
		M TINKHAM			
		10/17/22			
		D			
		1/2" = 1'			
		CONTRACT #			
		2507			
		SHEET 1 OF 2			
		MATERIAL			
		304WM			
		M TINKHAM			
		10/17/22			
		D			
		1/2" = 1'			
		CONTRACT #			
		2507			
		SHEET 1 OF 2			
		MATERIAL			
		304WM			
		M TINKHAM			
		10/17/22			
		D			
		1/2" = 1'			
		CONTRACT #			
		2507			
		SHEET 1 OF 2			
		MATERIAL			
		304WM			
		M TINKHAM			
		10/17/22			
		D			
		1/2" = 1'			
		CONTRACT #			
		2507			
		SHEET 1 OF 2			
		MATERIAL			
		304WM			
		M TINKHAM			
		10/17/22			
		D			
		1/2" = 1'			
		CONTRACT #			
		2507			
		SHEET 1 OF 2			
		MATERIAL			
		304WM			
		M TINKHAM			
		10/17/22			
		D			
		1/2" = 1'			
		CONTRACT #			
		2507			
		SHEET 1 OF 2			
		MATERIAL			
		304WM			
		M TINKHAM			
		10/17/22			
		D			
		1/2" = 1'			
		CONTRACT #			
		2507			
		SHEET 1 OF 2			
		MATERIAL			
		304WM			
		M TINKHAM			
		10/17/22			
		D			
		1/2" = 1'			
		CONTRACT #			
		2507			
		SHEET 1 OF 2			
		MATERIAL			
		304WM			
		M TINKHAM			
		10/17/22			
		D			
		1/2" = 1'			
		CONTRACT #			
		2507			
		SHEET 1 OF 2			
		MATERIAL			
		304WM			
		M TINKHAM			
		10/17/22			
		D			
		1/2" = 1'			
		CONTRACT #			
		2507			
		SHEET 1 OF 2			
		MATERIAL			
		304WM			
		M TINKHAM			
		10/17/22			
		D			
		1/2" = 1'			
		CONTRACT #			
		2507			
		SHEET 1 OF 2			
		MATERIAL			
		304WM			
		M TINKHAM			
		10/17/22			
		D			
		1/2" = 1'			
		CONTRACT #			
		2507			
		SHEET 1 OF 2			
		MATERIAL			
		304WM			
		M TINKHAM			
		10/17/22			
		D			
		1/2" = 1'			
		CONTRACT #			
		2507			
		SHEET 1 OF 2			
		MATERIAL			
		304WM			
		M TINKHAM			
		10/17/22			
		D			
		1/2" = 1'			