

1500 GPM MINI PUMPER

CITY OF MT. JULIET FIRE DEPARTMENT / MT. JULIET, TENNESSEE



ALEXIS




THANK YOU TO THE CITY OF MT. JULIET FIRE DEPARTMENT FOR THE PURCHASE OF THIS UNIT.



TECHNICAL SPECIFICATIONS

- Ford F-550XL 4x4 4-Door Chassis
- 6.7L V8 Power Stroke 330-HP Turbo Diesel Engine
- TorqShift 10-Speed Automatic Transmission
- Heavy Duty Stainless-Steel Body and Sub-Frame
- ROM Painted Roll-up Doors
- Hale DSD150 1500-GPM Pump
- 300 Gallon Poly Tank
- Two (2) 6" Suctions, One (1) Each Side
- Two (2) 1 1/2" Mattydale Preconnects
- Three (3) 2 1/2" Discharges, Two (2) Left, One (1) Rear
- One (1) 3" Discharge, Right Side
- One (1) 2 1/2" Gated Suction, Left Side
- One (1) 5" Suction, Rear
- 3" Deck Gun Piping
- Floor Mounted Console for Emergency Switches
- Progressive Dynamics Battery Charger w/ Viair Compressor
- Kussmaul Super Auto Eject 120V Shoreline Connection
- Whelen LED Warning Light Package
- Whelen Electronic Siren w/ 100-Watt Speaker
- Suction Hose Storage Compartment, Under Hose Bed
- Ladder Storage, Right Side Compartment Top
- Diamond Grade Chevron Striping, Rear
- 8' 3" Overall Height
- 26' 2" Overall Length
- 203" Wheelbase
- 84" Cab to Axle
- 7,500 FAWR
- 14,706 RAWR
- 19,500 GVWR

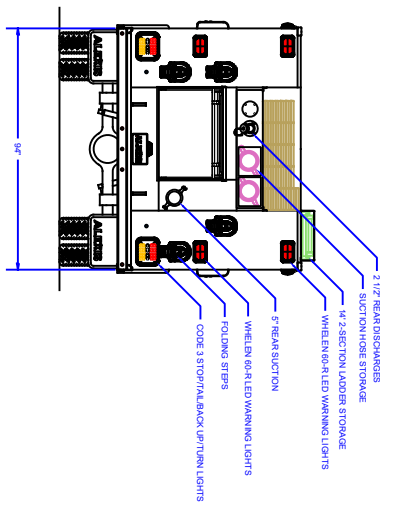
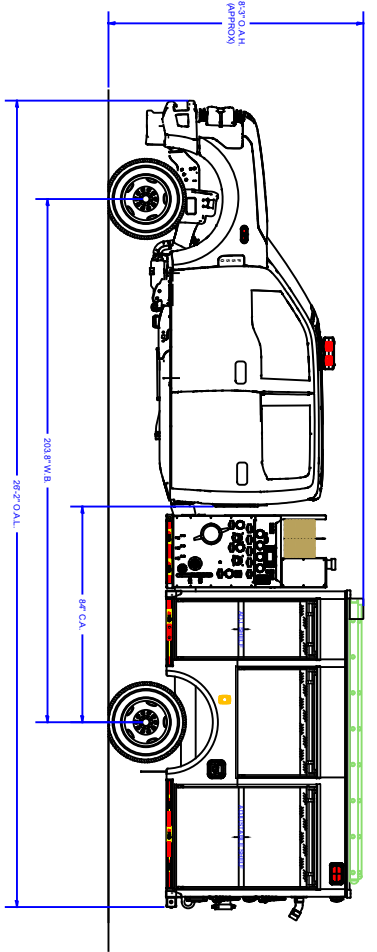
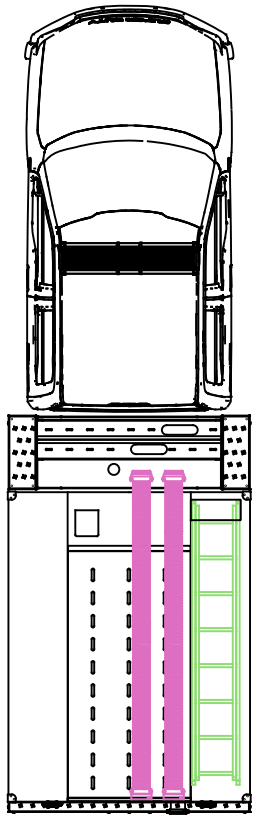
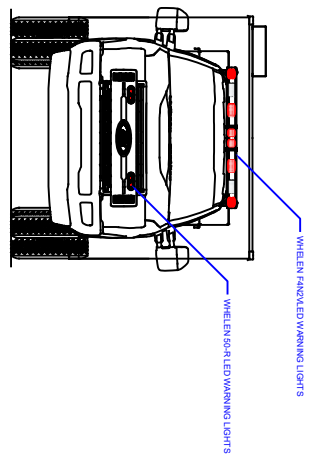
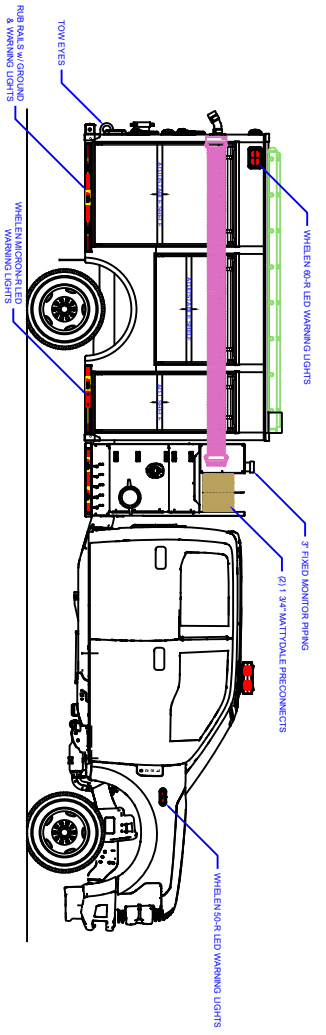


To view more photos and download spec sheet, please visit us at AlexisFire.com.

CUSTOMER APPROVAL SIGNATURE: _____ DATE: _____

APEMINI-0001

IN THE EVENT THERE ARE DISCREPANCIES BETWEEN THE DRAWING AND THE SPECIFICATIONS, THE SPECIFICATIONS SHALL PREVAIL.



COMPARTMENT DIMENSIONS

COMP #	DOOR OPENING SIZES
L1 & R1	21" WIDE X 50" HIGH X 21" DEEP
L2 & R2	41" WIDE X 28" HIGH X 21" DEEP
L3 & R3	38" WIDE X 50" HIGH X 21" DEEP
REAR	34" WIDE X 20" HIGH X 21" DEEP

ALEXIS FIRE EQUIPMENT CO.
 P.O. BOX 518 ALEXIS ILLINOIS 61412

MINI PUMPER
 CITY OF MT. JULIET FIRE DEPARTMENT
 MT. JULIET

DATE: 1/14/20
 DRAWN BY: MP-C03
 SHEET: 1 OF 2

Item	Value
Control Location Site	Control Location Site
Pump Drive	Steel Shaft
Apparatus Type	Mini Pumper (Response 1 w/pump)
Chassis	Ford 4-Door
Tank Capacity	300
Pump Model	DS2
Pump GPM	1500
Material	Stainless Steel

8 7 6 5 4 3 2 1

A B C D