

78-FOOT THREE SECTION AERIAL LADDER

NORTON SHORES FIRE DEPARTMENT / NORTON SHORES, MICHIGAN



ALEXIS



THANK YOU TO THE NORTON SHORES FIRE DEPARTMENT FOR THE PURCHASE OF THIS UNIT.

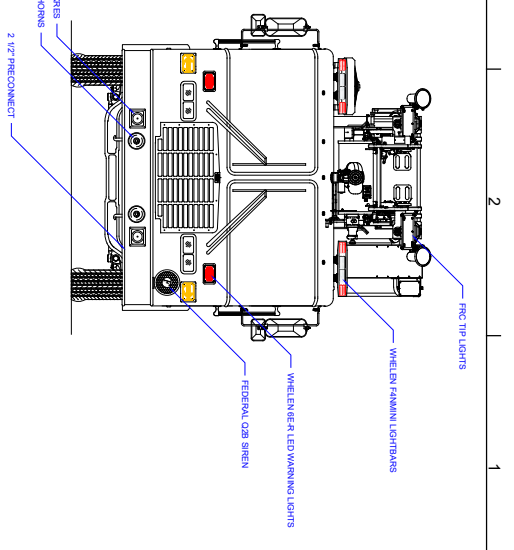
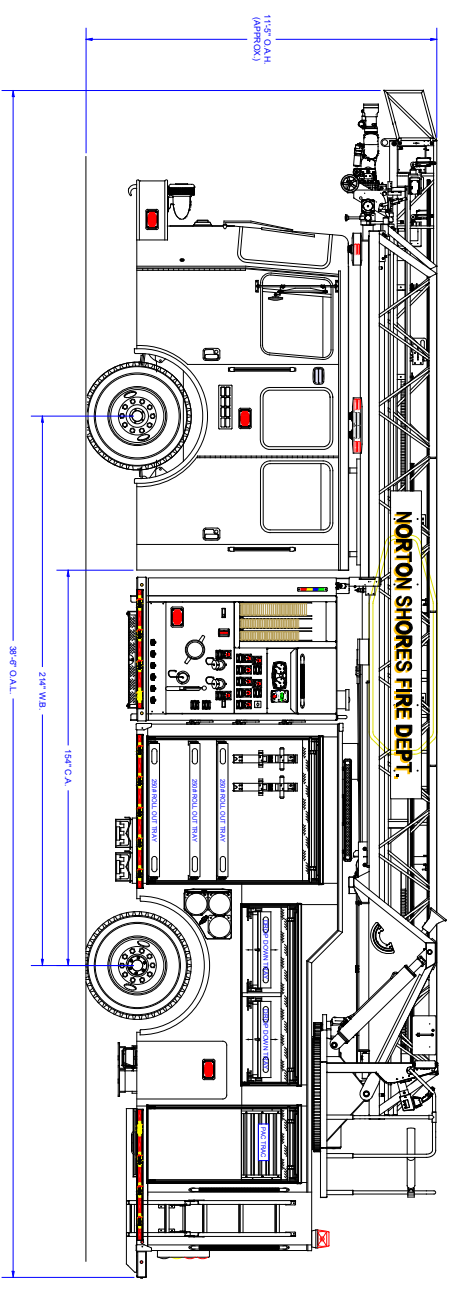
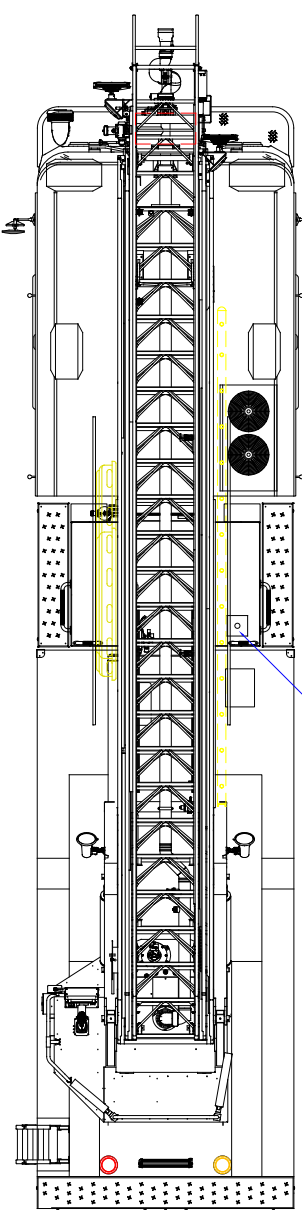
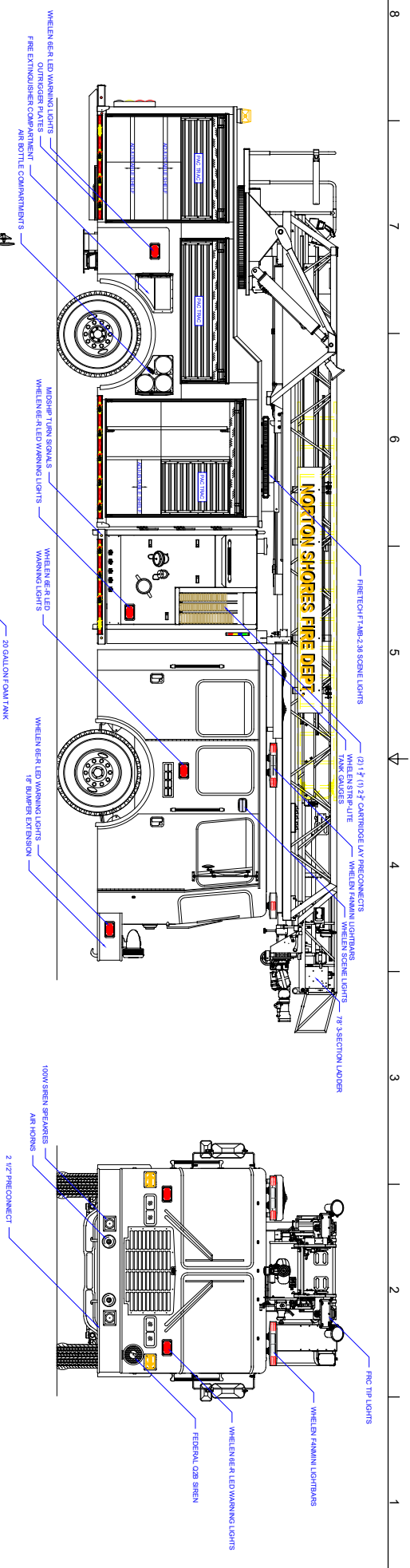


TECHNICAL SPECIFICATIONS

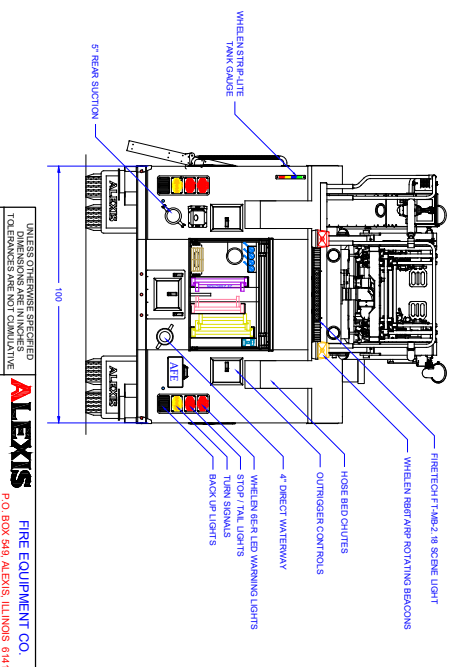
- HME 1871 MFD Custom Cab Chassis
- 75' RK Straight Stick Aerial
- Cummins ISL9, 450-HP Diesel Engine
- Allison 3000 EVS Automatic Transmission
- Heavy-Duty Stainless-Steel Body and Sub-Frame with ROM Roll Up Doors
- Six (6) person cab seating with three (5) SCBA seats
- Custom EMS Compartment, Cab
- 18" Extended front bumper with one (1) 2 1/2" Preconnect
- 400-Gallon Poly Tank with a 20-Gallon Foam Tank
- Waterous 1500 GPM Pump with left side operator's panel
- Two (2) 2 1/2" Discharges, one (1) each side
- Two (2) 1 1/2" and One (1) 2 1/2" Cartridge Lay preconnects, across top of body
- One (1) 4" Discharge Aerial waterway
- One (1) 3" Discharge right side
- Two (2) 6" Non-gated suction, one (1) on each side
- One (1) Gated 2 1/2" suction on left side
- One (1) 5" Suction, Rear
- Two (2) Triple Wheel Well Air Bottle compartments, one (1) each side
- One (1) Fire Extinguisher Storage Compartment, right side
- Williams Around The Pump Foam System
- Ladder, pike pole, and suction hose storage through the tank with rear access
- FireCom Wireless Intercom System
- One (1) ProMariner on-board battery charger
- Two (2) Air Horns, Front Bumper
- Federal Q2B Pedestal mount siren
- Whelen LED Warning and Scene light package
- Diamond Grade Chevron pattern on rear compartments
- 11' 5" Overall height
- 38' 6" Overall length
- 214" Wheelbase
- 154" Cab to Axle
- 21,500 FAWR
- 33,000 RAWR
- 54,500 GVWR



To view more photos and download spec sheet, please visit us at AlexisFire.com.



COMPARTMENT DIMENSIONS	
COMP #	DOOR OPENING SIZES
L1	57" WIDE X 62" HIGH X 10'22" DEEP
L2	68" WIDE X 17" HIGH X 1'0" DEEP
L3	27" WIDE X 54" HIGH X 10'22" DEEP
R1	57" WIDE X 62" HIGH X 10'22" DEEP
R2	68" WIDE X 17" HIGH X 1'0" DEEP
R3	50" WIDE X 54" HIGH X 10'22" DEEP



REVISION HISTORY			
NO.	DESCRIPTION	DATE	BY
01	CHANGE 2809314	02/16	8897
02	SALES UPDATES	02/01/18	M.T.
03	SALES UPDATES	01/11/18	M.T.

CUSTOMER APPROVAL SIGNATURE: _____ DATE: _____

NORTON SHORES 78-0005

IN THE EVENT THERE ARE DISCREPANCIES BETWEEN THE DRAWING AND THE SPECIFICATIONS, THE SPECIFICATIONS SHALL PREVAIL.

Pump Info:	
Control Location:	Site
Pump Drive:	Soft Start
Pump Make:	Waterous
Pump Model:	CXS Series (Rear Horn)
Pump GPM:	1500

Apparatus Type:	Aerial
Chassis:	HME 54-BOC
Tank Capacity:	400
Material:	Stainless Steel

UNLESS OTHERWISE SPECIFIED, DIMENSIONS ARE IN INCHES. TOLERANCES ARE NOT GOVERNATIVE.	
FRONT PANEL & 1/16" METRIC & 1/32"	
THESE DIMENSIONS ARE NOT GOVERNATIVE.	
ALEXIS FIRE EQUIPMENT CO. P.O. BOX 549, ALEXIS, ILLINOIS 61412	
78-3-SECTION AERIAL NORTON SHORES FIRE DEPARTMENT NORTON SHORES, MI	
SIZE SCALE	D 1/2" = 1'
DWG NO	ADD-070
CONTING #	2337
SHEET	1 OF 2