

# FLATBED BRUSH TRUCK

ORANGEVILLE FIRE PROTECTION DISTRICT / ORANGEVILLE, ILLINOIS



# ALEXIS



THANK YOU TO THE CITY OF ORANGEVILLE FIRE PROTECTION DISTRICT FOR THE PURCHASE OF THIS UNIT.



## TECHNICAL SPECIFICATIONS

- Ford F-550 4-Door 4x4 DRW Chassis
- Ford 6.7L V-8, 330-HP Diesel Engine
- Ford TorqShift 6-speed Automatic Transmission
- Heavy Duty Aluminum Flatbed
- Two (2) compartments, one (1) each side with two (2) drop down doors each
- N-Fab Textured black stainless steel nerf bars
- One (1) Reese type rear trailer hitch with electrical connections
- One (1) Warn Zeon 10, 10,000-lb winch
- Warn black Brush Guard with wrap around and front receiver
- AFE Super single Conversion
- 400-Gallon Poly Skid Tank with 10-Gallon Foam Tank
- Darley UHP-HV Pump with 23-HP Vanguard engine
- Kussmaul Super Auto Eject 120-volt shoreline connection
- Havis console for emergency switches, cab
- Code 3 Excel Electronic Siren with switches and 100-watt Whelen speaker
- Two (2) Whelen LED Scene lights
- Whelen LED Warning Light Package
- Diamond Grade Chevron pattern striping, rear
- 7' 8" Overall height
- 22' 8" Overall length
- 179.8" Wheelbase
- 60" Cab to Axle
- 7,500 FAWR
- 14,706 RAWR
- 19,500 GVWR

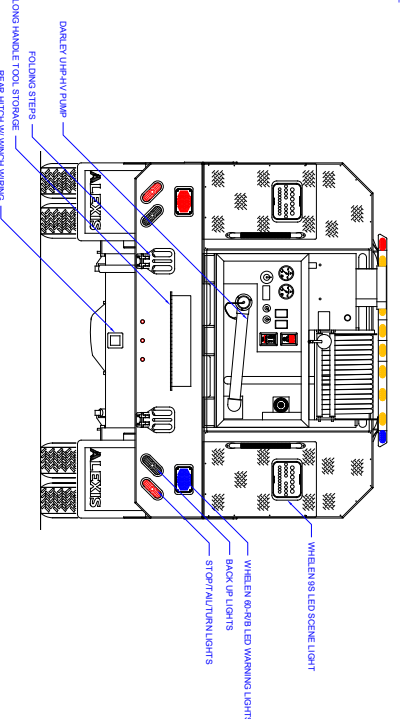
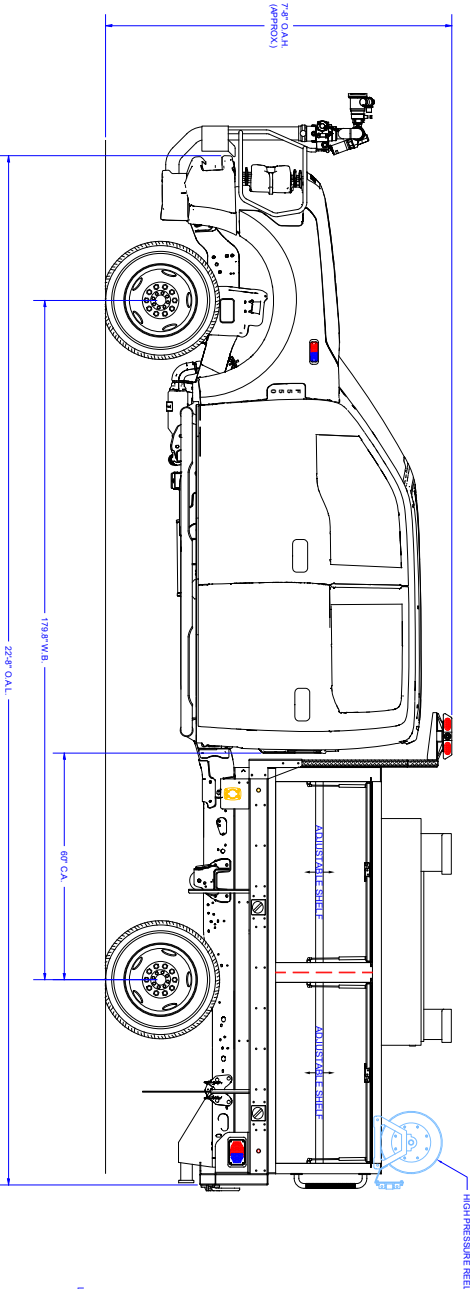
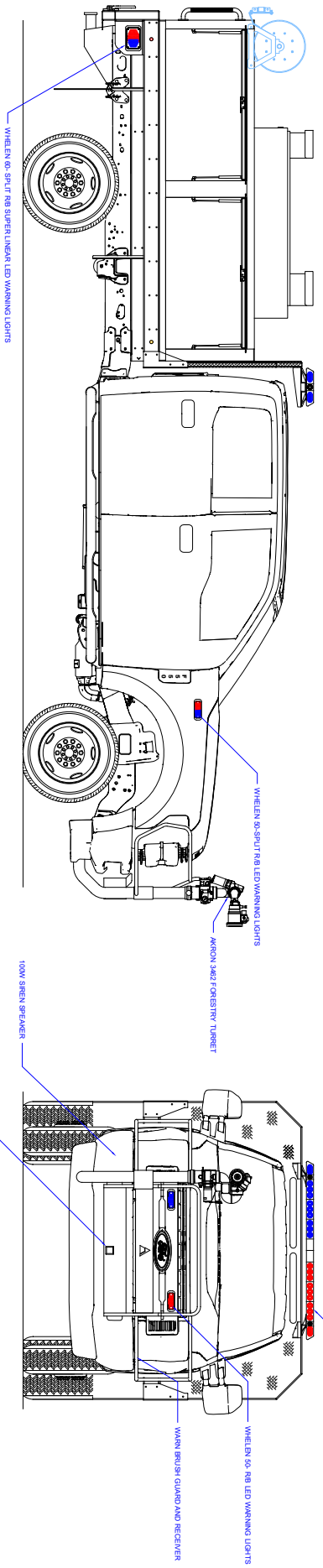


To view more photos and download spec sheet, please visit us at [AlexisFire.com](http://AlexisFire.com).

CUSTOMER APPROVAL SIGNATURE: \_\_\_\_\_ DATE: \_\_\_\_\_

ORANGE-V/0003

IN THE EVENT THERE ARE DISCREPANCIES BETWEEN THE DRAWING AND THE SPECIFICATIONS, THE SPECIFICATIONS SHALL PREVAIL.



**COMPARTMENT DIMENSIONS**

COMP #	DOOR OPENING SIZES
L1 & L2	47" WIDE X 28" HIGH X 17" DEEP
R1 & R2	47" WIDE X 28" HIGH X 17" DEEP

UNLESS OTHERWISE SPECIFIED DIMENSIONS ARE IN INCHES. DIMENSIONS ARE NOT COMPLICATIVE.

**ALEXIS** FIRE EQUIPMENT CO.  
 P.O. BOX 569, ALEXIS, ILLINOIS 61412

**BRUSH TRUCK**  
 ORANGEVILLE FIRE DEPT  
 ORANGEVILLE, IL

DATE: 2/12/18  
 DRAWN: M/TINKHAM  
 SIZE SCALE: D 1/2" = 1'  
 DWG NO: SK-C67  
 CONTRACT # 5764  
 SHEET 1 OF 2

REV	DESCRIPTION	DATE	BY
1	AS BUILT CHANGES	12/01/18	M/T
2	SALES UPGRADE	02/11/18	M/T
3	SALES UPGRADE	04/20/18	M/T

Part No.	Part Name	Material
Control Location	Rear	
Apparatus Type	Brush Truck	
Chassis	Dodge 4-Door	
Tank Capacity	400	
Pump Make		
Pump Model		
Pump GPM		