

10-FOOT RESPONSE ONE



CITY OF WATERTOWN FIRE DEPARTMENT WATERTOWN, NEW YORK

TECHNICAL SPECS

- Ford F-550XL 4-Door 4x4 DRW Chassis
- Power Stroke 6.7L V8, 300-HP Diesel Engine
- Ford TorqShift 6-speed Automatic Transmission
- Heavy Duty 3/16" Aluminum Body
- ROM Roll Up Doors
- One (1) Reese type rear trailer hitch/winch receiver with electrical connections
- Turtle Tile on floors of the compartments
- One (1) 1000-lb roll out tray, rear compartment
- Progressive Dynamics on-board battery charger
- Kussmaul Super Auto Eject 120-volt shoreline connection
- Floor mounted console for emergency switches with map/binder storage
- Whelen Electronic Siren with 100-watt Whelen speaker
- Whelen LED Warning Light Package
- 7' 5" Overall height
- 23' Overall length
- 176" Wheelbase
- 60" Cab to Axle
- 7,000 FAWR
- 14,700 RAWR
- 19,500 GVWR



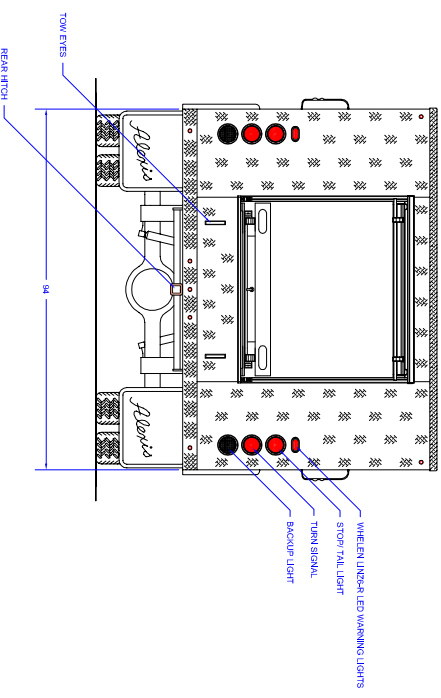
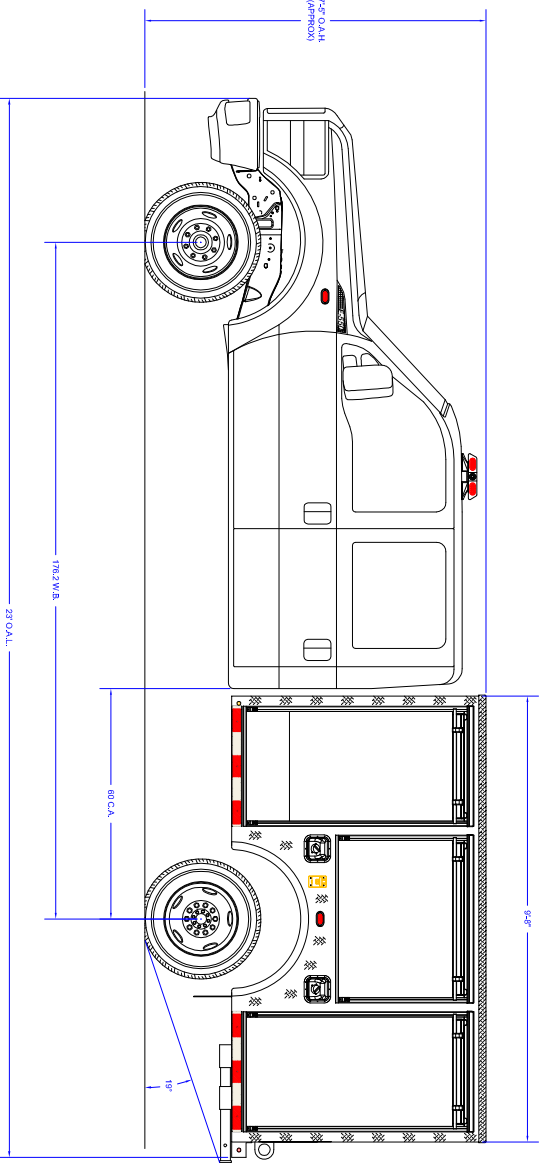
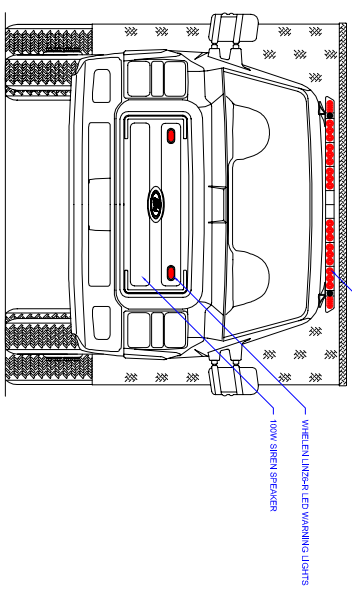
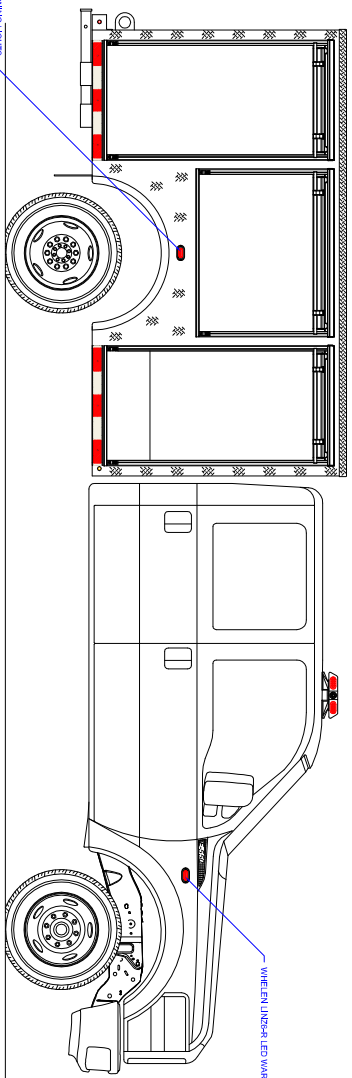
To view more photos,
visit www.AlexisFire.com

WE WOULD LIKE TO THANK
THE CITY OF WATERTOWN FIRE
DEPARTMENT FOR THEIR BUSINESS.

CUSTOMER APPROVAL SIGNATURE: _____ DATE: _____

IN THE EVENT THERE ARE DISCREPANCIES BETWEEN THE DRAWING AND THE SPECIFICATIONS, THE SPECIFICATIONS SHALL PREVAIL.

GSA-1116



COMPARTMENT DIMENSIONS

COMP #	DOOR OPENING SIZES
L1 & R1	28" WIDE X 59" HIGH X 18" DEEP
L2 & R2	41" WIDE X 29" HIGH X 21" DEEP
L3 & R3	28" WIDE X 57" HIGH X 21" DEEP
REAR	48" WIDE X 39" HIGH X 80" DEEP

UNLESS OTHERWISE SPECIFIED, DIMENSIONS ARE IN INCHES
 TOTAL LENGTH: 10' 0" (3048 mm)
 TOTAL WIDTH: 78.5" (1993 mm)
 TOTAL HEIGHT: 6' 0" (1829 mm)
 WHEELBASE: 116" (2941 mm)
 TRACK: 54" (1371 mm)

10' RESPONSE ONE
 WATERTOWN FIRE DEPARTMENT
 WATERTOWN, NEW YORK
 R1-C65

ITEM #	DESCRIPTION	DATE	BY
1	REVISION HISTORY		
2	DATE		
3	BY		

ITEM #	DESCRIPTION	DATE	BY
1	CONTROL LOCATION		
2	PUMP MAKE		
3	PUMP MODEL		
4	PUMP GPM		

ITEM #	DESCRIPTION	DATE	BY
1	APPARATUS TYPE		
2	CHASSIS		
3	TANK CAPACITY		
4	MATERIAL		

ITEM #	DESCRIPTION	DATE	BY
1	DRYAN		
2	M/TINKHAM		
3	SIZE		
4	BOULE		
5	CONTRACT #		