

1500-GALLON INITIAL ATTACK UNIT



CITY OF WINFIELD FIRE DEPARTMENT WINFIELD, KANSAS

TECHNICAL SPECS

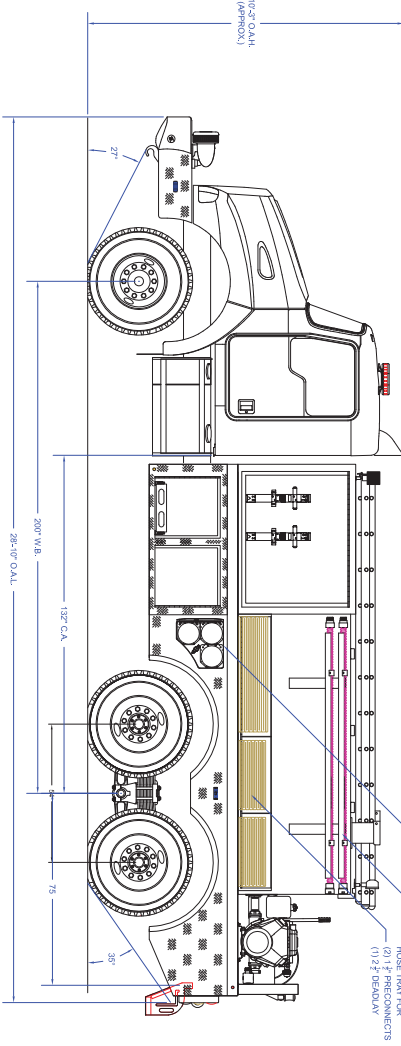
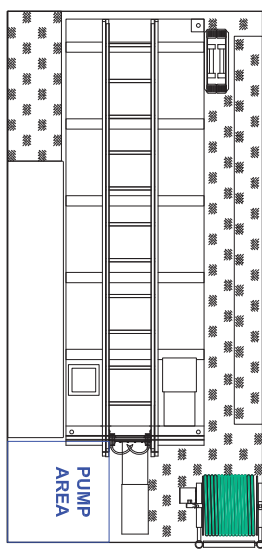
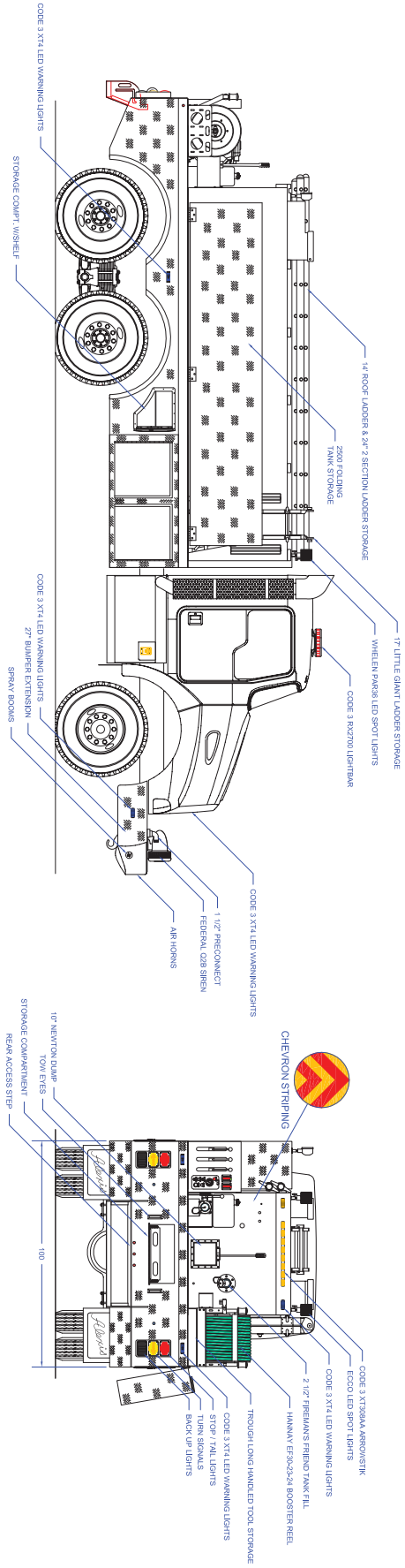
- Kenworth T300 2-Door Tandem 6x6 Chassis
- Paccar PX-9, 380-HP Diesel Engine
- Allison 3000 EVS Automatic Transmission
- Heavy Duty 3/16" Aluminum Body
- 1500-Gallon Poly wet side Tank with 20-Gallon foam tank
- One (1) 2 ½" Fireman's Friend Tank fill, rear
- One (1) 10" square manual Newton tank dump with 36" extension, rear
- 27" Front bumper extension with one (1) 1 ½" Preconnect
- Hale HP275X Pump with 35-HP gasoline engine
- One (1) 2 ½" Discharge, rear
- Three (3) electrically controlled spray booms, front bumper
- Two (2) 1 ¾" Preconnects with hose tray, left side
- One (1) Hannay electric booster reel with 150-ft of 1" hose, right side
- One (1) 2 ½" Gated Suction
- Foam Pro 1601 single tank foam system
- One (1) Triple bottle, Air bottle compartment, left side wheel well
- One (1) Fire Extinguisher compartment, right side wheel well
- Ladder storage, top of tank
- Little Giant Ladder storage, right side near front of tank
- One (1) Hinged Folding tank bracket, right side
- Two (2) Suction hose storage gutters, left side
- FireCom Wireless Intercom System
- Progressive Dynamics on-board battery charger with Viar Air compressor
- Kussmaul Super Auto Eject 120-volt shoreline
- Floor mounted console for emergency switches with map/binder storage, cab
- Code-3 Electronic Siren with Code-3 100-watt speaker
- Two (2) Air Horns, front bumper
- Four (4) ECCO LED flood lights, two (2) each side
- Code-3 LED Warning Light Package
- Chevron pattern striping, rear
- 10' 3" Overall height
- 28" 10" Overall length
- 200" Wheelbase
- 132" Cab to Axle
- 14,000 FAWR
- 40,000 RAWR
- 54,000 GVWR



To view more photos,
visit www.AlexisFire.com

WE WOULD LIKE TO THANK
THE CITY OF WINFIELD FIRE
DEPARTMENT FOR THEIR BUSINESS.





COMPARTMENT DIMENSIONS

COMP #	DOOR OPENING SIZES
L1	56" WIDE X 40" HIGH X 14" DEEP
LUT / LUT	22" WIDE X 22" HIGH X 21" DEEP
RU1 / RU2	22" WIDE X 22" HIGH X 21" DEEP
REAR	26" WIDE X 11" HIGH X 20" DEEP
UNLESS OTHERWISE SPECIFIED	
DIMENSIONS ARE IN INCHES	
TO DIMENSIONS ARE IN INCHES	
FRAC TIONAL ± .0002	
ANGULAR ± 0.1°	
FRAC TIONAL ± .016	
METRIC ± 1.6 mm	



FLATBED WETSIDE
WINFIELD FIRE DEPARTMENT
WINFIELD, KANSAS

REVISION HISTORY			CUSTOMER APPROVAL SIGNATURE:		DATE:	
REV	DESCRIPTION	DATE	OWN			
01	SALES UPDATES	12/17/22	M.C.			
02	CONTRACT UPDATES	01/01/23	REG			
8						
			WNFLD, KA-0003			
			IN THE EVENT THERE ARE DISCREPANCIES BETWEEN THE DRAWING AND THE SPECIFICATIONS, THE SPECIFICATIONS SHALL PREVAIL.			
			Pump Info:			
			Control Location:	Rear		
			Pump Drive:	Hydraulic		
			Pump Make:	Hiab		
			Pump Model:	OTHER		
			Pump GPM:			
			Apparatus Type:	Tanker		
			Chassis:	Kenworth		
			Tank Capacity:	1520		
			Material:	Aluminum		
			Drawn:	10/25/12		
			Size:	8000 TO		
			Contract #:	2218		
			Sheet:	1		
			Of:	2		