

SIDE CONTROL PUMPER



WATSEKA FIRE DEPARTMENT
WATSEKA, ILLINOIS

TECHNICAL SPECS

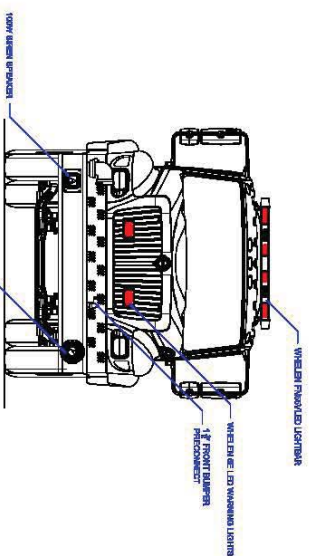
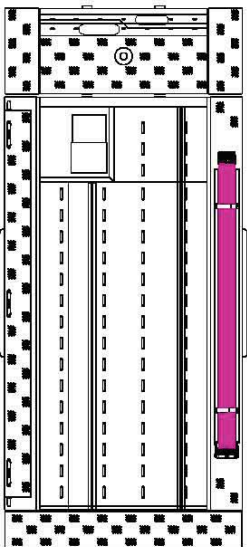
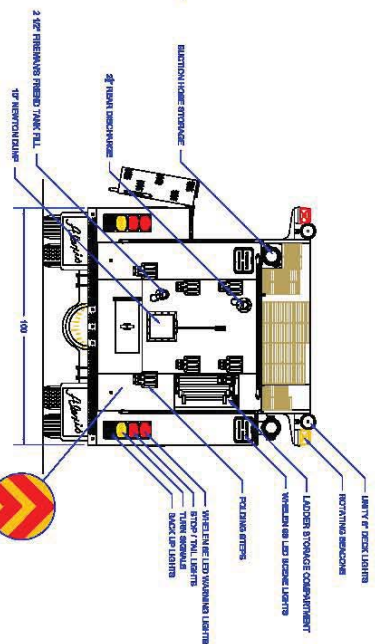
- International 7400 4-Door Chassis
- MaxxForce 9, 330-HP Diesel Engine
- Allison 3000 EVS Automatic Transmission
- Five (5) man cab seating with four (4) SCBA seats
- Heavy Duty 3/16" Aluminum Body with Box type flush doors
- 18" Front bumper extension with front suction, 1 1/2" preconnect and hose tray
- 1500-Gallon Poly Tank
- One (1) 2 1/2" Fireman's Friend tank fill, rear
- One (1) Newton 10" square manual tank dump with 36" extension
- Hale QMAX, 1250-GPM Pump with Left side pump operator's panel
- Three (3) 2 1/2" Discharges, one (1) each side and one (1) rear
- One (1) 2 1/2" and one (1) 1 1/2" Mattydale preconnect, across top of body
- Two (2) 3" Discharges, one (1) right side and one (1) over pump for deck gun
- One (1) TFT Extend-a gun telescopic waterway for deck gun
- One (1) 2 1/2" Gated Suction, left side
- Two (2) Dual bottle Air bottle compartments, one (1) each side wheel well
- Ladder/Pike pole storage compartment, right side with rear access
- Hinged drop down Folding tank storage bracket for 3000-gallon tank
- One (1) Suction hose storage gutter, right side
- One (1) Suction hose storage compartment in the hosebed
- Progressive Dynamics on-board battery charger
- Kussmaul Super Auto Eject 120-volt shoreline
- Floor mounted console for emergency switches with map/binder storage, cab
- Code 3 electronic Siren with 100-watt Whelen speaker
- Two (2) Air Horns, one (1) each side of hood
- Two (2) Whelen LED Scene lights, rear
- Two (2) Unity Deck lights, rear
- Two (2) Extenda-Lite 12-volt 220-watt LED telescopic lights, one (1) each side
- Whelen LED Warning Light Package
- Chevron pattern striping, rear
- 9' 7" Overall height
- 31' 10" Overall length
- 258" Wheelbase
- 147" Cab to Axle
- 16,000 FAWR
- 30,000 RAWR
- 46,000 GVWR



To view more photos, visit www.AlexisFire.com


WE WOULD LIKE TO THANK
THE WATSEKA FIRE DEPARTMENT
FOR THEIR BUSINESS.





COMPARTMENT DIMENSIONS	
COMPART #	DOOR OPENING SIZE(S)
L1	60" WIDE X 52" HIGH X 25" DEEP
L2	28" WIDE X 52" HIGH X 25" DEEP
R1	60" WIDE X 60" HIGH X 11 1/2" DEEP
R2	60" WIDE X 28" HIGH X 11 1/2" DEEP
R3	28" WIDE X 60" HIGH X 11 1/2" DEEP

USE THE FOLLOWING DIMENSIONS FOR THE COMPARTMENTS WHEN ORDERING
 DIMENSIONS ARE IN INCHES


Durable
 FREE EQUIPMENT CO.

TO: WATSEKA FIRE DEPARTMENT

FROM: WATSEKA, ILLINOIS

DATE: 11/27/83

RE: P-163

PROJECT NO: 2218

CONTRACT # 1

SHEET 1 OF 2

PROJECT NAME: WATSEKA FIRE DEPARTMENT

PROJECT LOCATION: WATSEKA, ILLINOIS

PROJECT DESCRIPTION: P-163