

3500-GALLON ELLIPTICAL TANKER



LAcon-SPARLAND FIRE PROTECTION DISTRICT LAcon, ILLINOIS

TECHNICAL SPECS

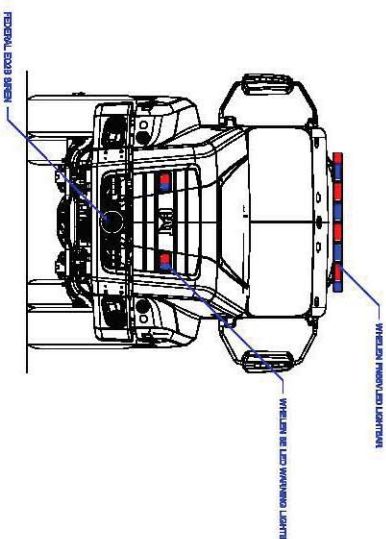
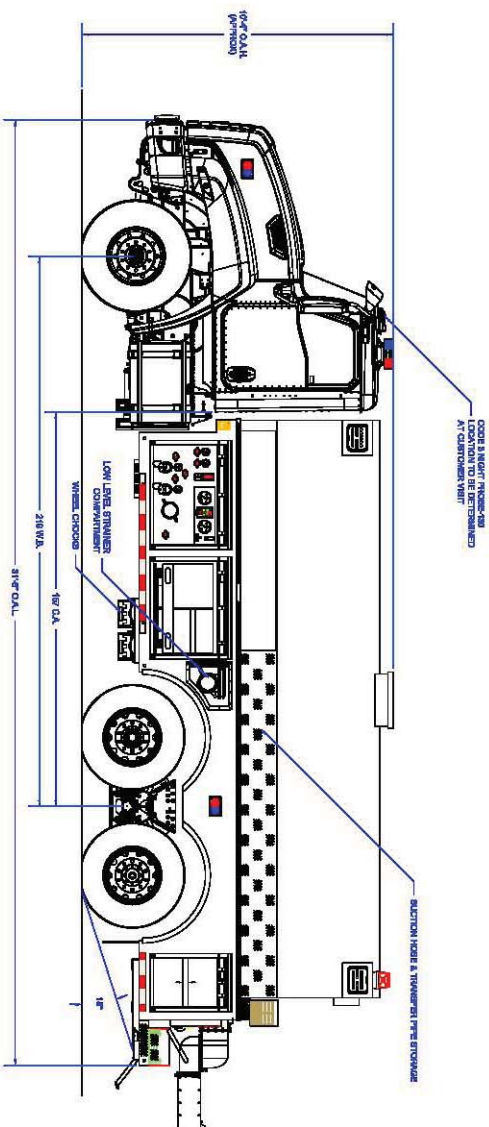
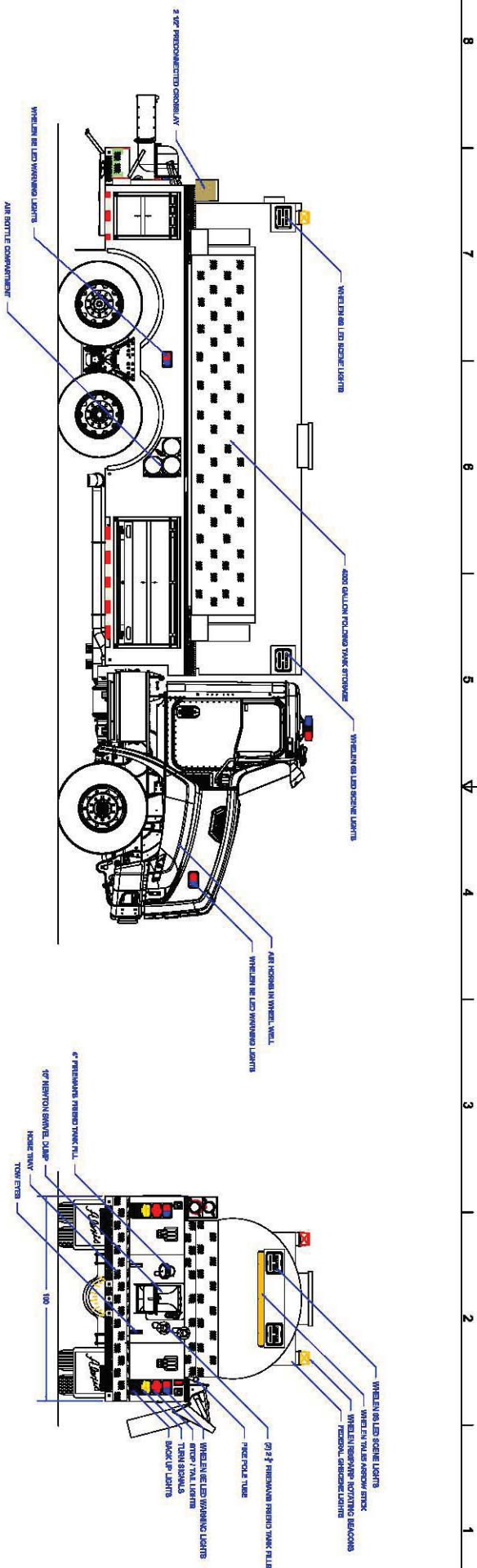
- CAT CT660S 2-Door Tandem Chassis
- CT 13, 475-HP Diesel Engine
- CAT CX31 Automatic Transmission
- Heavy Duty 3/16" Aluminum Body
- ROM Roll Up Doors
- 3500-Gallon Elliptical Poly Tank with stainless steel wrap
- Two (2) 2 1/2" and one (1) 4" Fireman's Friend tank fills, rear
- One (1) 10" square Newton swivel electric tank dump with 36" extension
- Waterous CLVK, 500-GPM Pump
- Left side pump operator's panel under tank
- Two (2) 2 1/2" Discharges, left side
- One (1) 2 1/2" Mattydale Preconnect, across top of rear dump area
- One (1) Tail board hose storage tray, rear tailstep
- One (1) Triple bottle Air bottle compartment, right side wheel well
- One (1) Low level strainer compartment, left side wheel well
- Suction hose/transfer tube storage compartment, left side compartment top
- Ziamatic Hydraulic folding tank rack for 4000-gallon tank, right side
- One (1) Pike pole storage, right side compartment top
- Turtle Tile on floors and/or shelves and trays of compartments
- One (1) Audiovox back-up camera with 7" color monitor
- Progressive Dynamics on-board battery charger with Viar air compressor
- Kussmaul Super Auto Eject 120-volt shoreline
- Floor mounted console for emergency switches with map/binder storage, cab
- Federal E-Q2B electronic Siren with 200-watt speaker, front bumper
- Six (6) Whelen 12-volt LED Scene lights, two (2) each side and two (2) rear
- One (1) Akron Extenda-Lite 220-watt brow light
- Two (2) Air Horns, front wheel area
- Whelen LED Warning Light Package
- Chevron pattern striping, rear
- 10' 4" Overall height
- 31' 5" Overall length
- 219" Wheelbase
- 157" Cab to Axle
- 20,000 FAWR
- 46,000 RAWR
- 66,000 GVWR



To view more photos, visit www.AlexisFire.com

WE WOULD LIKE TO THANK
THE LAcon-SPARLAND FIRE
PROTECTION DISTRICT FOR
THEIR BUSINESS.





REVISION HISTORY		
REV	DESCRIPTION	DATE
01	ISSUE APPROVED	06/01/79
02	RAISED UPDATES	08/17/79
03	CHANGE ORDER #A	09/19/84

CUSTOMER APPROVAL SIGNATURE

DATE _____

LACON SP-0003

IN THE EVENT THERE ARE DISCREPANCIES BETWEEN THE DRAWINGS AND THE SPECIFICATIONS, THE SPECIFICATIONS SHALL PREVAIL.

Pump Inlet:	
Control Location:	Under Tank
Pump Drive:	PTD
Pump Motor:	Waterman
Pump Model:	CL Series
Pump GPM:	100

Apparatus Type: Tanker
Capacity:
Tank Capacity: 3500
Material: Aluminum

COMPARTMENT DIMENSIONS									
COMP #		DOOR OPENING SIZES							
L1		36" WIDE X 57" HIGH X 50" DEEP							
L2		26" WIDE X 28" HIGH X 50" DEEP							
R1		61" WIDE X 57" HIGH X 50" DEEP							
R2		26" WIDE X 28" HIGH X 50" DEEP							
UN-308 OXYGEN BOTTLES (SCOTTED) TANKS ARE 10" DIA. X 50" HIGH TANKS ARE 10" DIA. X 50" HIGH PROTECTANT: 1/2" OF 1/2" COMPARTMENT									
1/2" OF 1/2" COMPARTMENT TANKS ARE 10" DIA. X 50" HIGH PROTECTANT: 1/2" OF 1/2" COMPARTMENT									
The design of these drawings and equipment and the quality of construction thereof is intended to be in accordance with the specifications of the LACON, L.L.C.									
DRAWN		CHECKED		DATE		BY			
MELISSA THOMPSON		03/28/13							
CONTRACT #		1/2" X 1"		2225		T-G72		SHEET 1 OF 2	
ELLIPTICAL TANKER LACON SPARPLAND FIRE PROT DIST LACON, L.L.C.									
P.O. BOX 845 ALBUQUERQUE, NEW MEXICO 87104 FIRE EQUIPMENT CO.									