



Your Vision. Our Mission. The traditions and continual goals of Alexis Fire Equipment Company are to manufacture fire and rescue apparatus of unsurpassed quality, safety, design and value that meet customer requirements. The company will strive to maintain the tradition through continual improvement of the QMS, build technologies, increasing our market share, and excel in education of our employees.

Alexis Fire Equipment Company • 109 East Broadway • Alexis, IL 61412
Phone: (800)322-2284 • Fax: (309)482-6127 • www.alexisfire.com • sales@alexisfire.com



Custom Pumpers



Demand To Be Different.





All-welded 3/16" aluminum body



Top-brand lighting and accessories



Ergonomic controls and gauges



Customized storage compartments



Stainless steel plumbing



Hinged pump panels

Get Pumped.

It's more than just having options to choose from when you're building a Custom Pumper – the most versatile apparatus in your department. Whether your department is in need of a top mount, side mount, or rear mount pumper, depend on Alexis Fire Equipment to build you exactly what you want and need to get the job done. With an experienced staff of factory-direct sales professionals to assist you in building your dream truck, our innovative team of engineers and skilled craftsmen will hand-craft your apparatus according to the highest of quality standards.

PUMPS & VALVES

Alexis offers Hale or Waterous pumps with your choice of Akron or Elkhart valves. We utilize stainless steel piping or Class 1 Hose throughout the piping system.

Choose from an array of discharge and intake options to meet the specific needs of your department. We have various preconnect and booster reel options available as well to help your department provide the quickest response possible upon arrival at the scene.

LIGHTING & ACCESSORIES

Add on your bells and whistles with a wide selection of lighting choices to fully customize your Alexis Custom Pumper. Siren, speaker, and warning light options are available from industry leading manufacturers to meet NFPA compliancy. Add in the many 120 Volt electrical systems options available as necessary to round out your apparatus. The Alexis 12 volt and 120 volt electrical systems are designed to provide full on-scene support for your firefighting staff.

CUSTOM FABRICATION

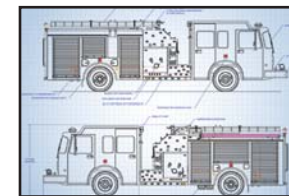
Alexis offers ample compartment storage space to effectively store all of the loose equipment required for efficient emergency operations. All compartments are seam welded for added strength and to resist water intrusion. With the additional options of adjustable shelves, roll-out trays, pull-out tool boards, equipment storage racks and more, your Alexis Salesman can help design a truck that will meet the needs of your department while allowing you to focus your attention where it is needed most – protecting property and saving lives.

Custom-Designed. Hand-Crafted.

Our Engineering and Manufacturing departments are at the core of Alexis Fire Equipment. All aspects of our manufacturing processes are ultimately driven by and for the customer. How a task is accomplished is the element controlled by Alexis Fire Equipment. We thrive on innovation and strive to produce an apparatus that not only exceeds your expectations, but pushes the envelope of conventional fire trucks. What you might have thought was impossible in a truck can be brought to life with our team of extraordinary engineers and skilled craftsmen.



FULLY ENGINEERED



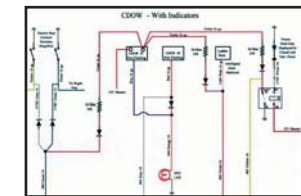
CAD DESIGN

Two-dimensional blueprint of preliminary truck body assures exact dimensions and maps general design.



SOLID MODELING

Three-dimensional drawings simulate a virtual model shop and offer a greater definition of compartment utilization.



AS-BUILT DIAGRAMS

Customer-specific exact wiring diagrams come standard with your Alexis truck and provide ease of electrical diagnostics.



LOADING DIAGRAMS


Weight calculations insure intended loads match correct chassis gross vehicle weight rating during pre-planning stage.

OMAX JETMACHINING CENTER



Alexis utilizes one of the fastest and most precise abrasive waterjet cutting methods in the industry with our Omax 50,000 PSI JetMachining Center. Waterjet machining is a computerized technology used to cut virtually any material into any complex two-dimensional shape which does not result in tool path heating, distortion, or residual stress in the cut material. Computerized motion control provides accurate and reproducible results efficiently throughout a wide range of materials and thicknesses while generating a smooth edge and finish.

GALVANIZED BODY SUBFRAME



A fully-welded steel subframe supports our 3/16" thick heavy duty aluminum body. Once the subframe is manufactured, it is hot-dip galvanized to provide the strongest body support system available to withstand the rigors of everyday use. Our underbody outrigger system provides total compartment support from the bottom up to withstand the load carrying requirements of today's apparatus. A rubber body cushion is standard to provide flexibility and ensure dissimilar metals will be separated to protect against damage caused by electrolysis.

ELECTRICAL PANEL



Service and maintenance is streamlined with heat resistant, color, function, and number coded wiring as well as printed circuit boards and automatic reset circuit breakers. The connections are made through a Deutsch connector, allowing for the best possible protection against the elements. Standard and multiplex systems are available to meet each customer's 12 volt electrical requirements.

ON-SITE PAINT BOOTH



Our apparatus bodies are painted on the Alexis premises using PPG high-gloss finish coatings. Two coats of paint and three coats of primer for ultimate durability and quality. The compartments can be finished in either a natural Aluminum or Zolatone coating. Our trucks are prepped, the paint color of your choice is mixed, and the paint is applied to produce the finished, painted product.

