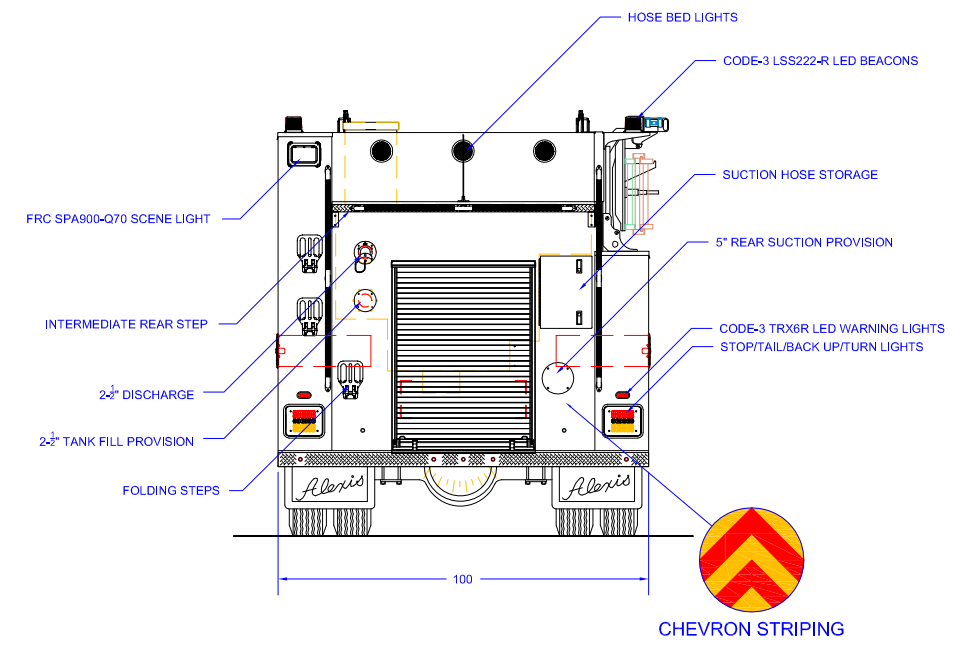
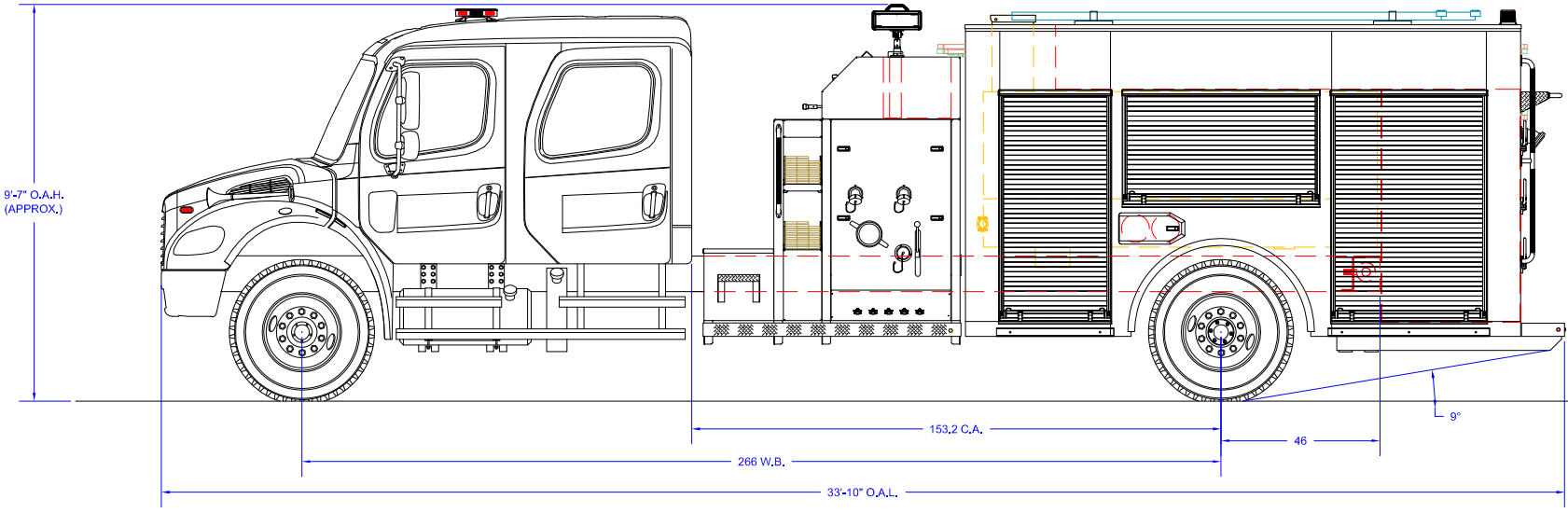
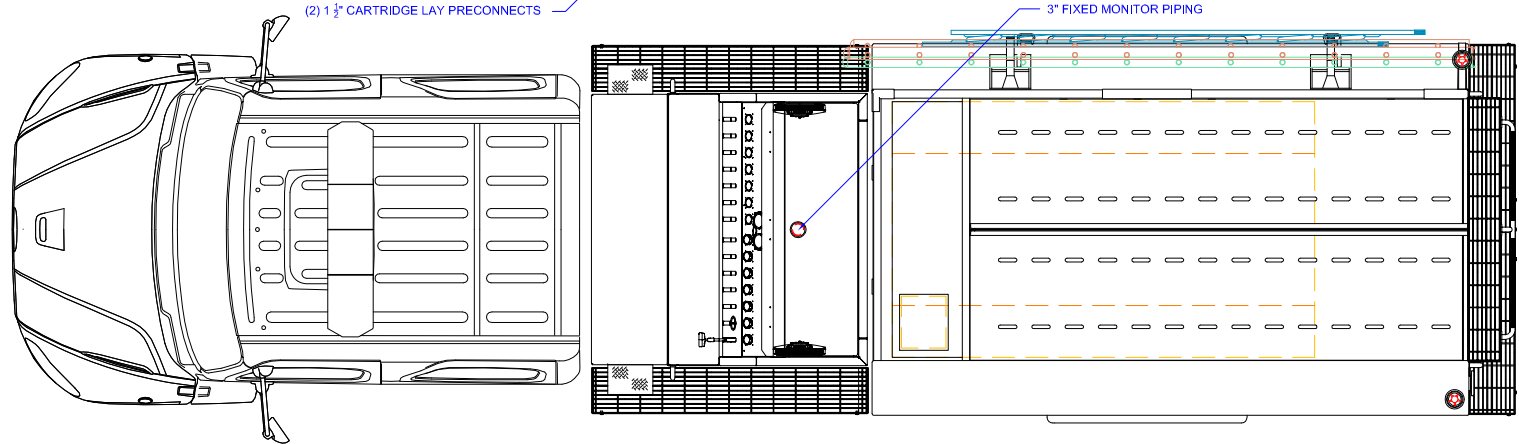
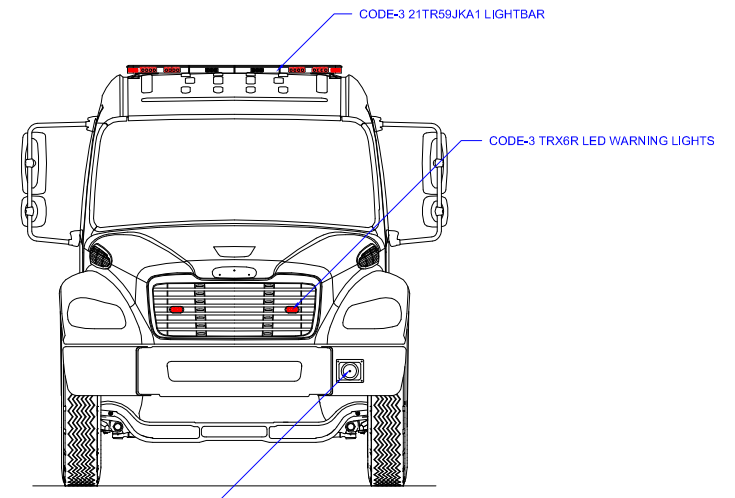
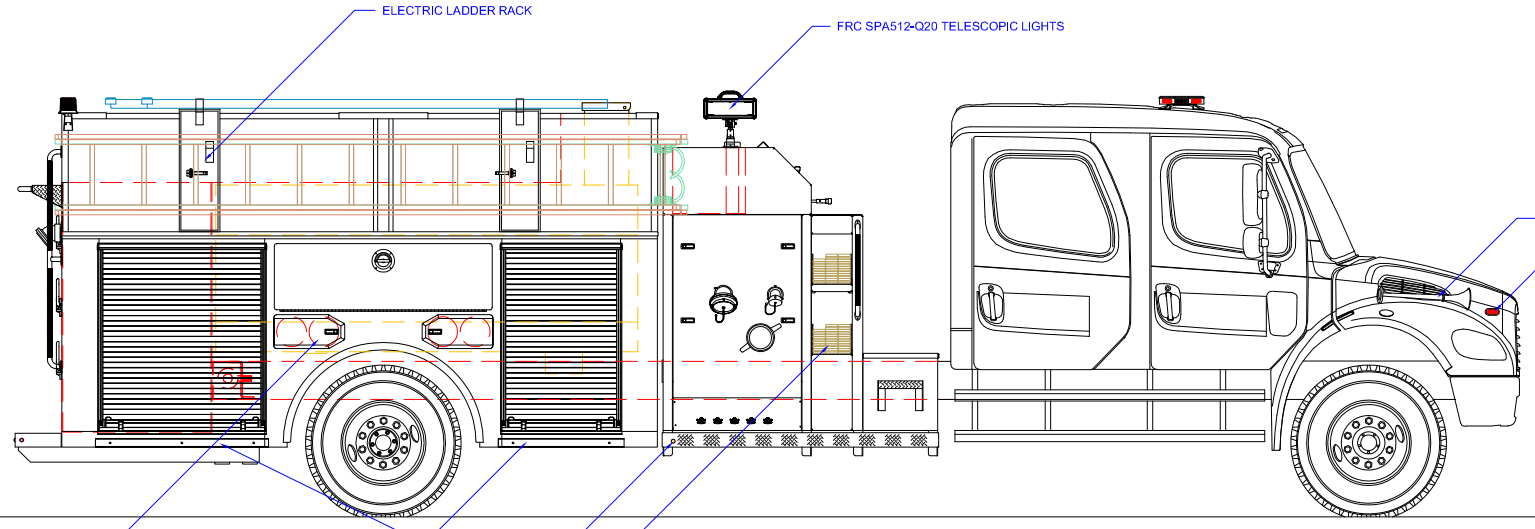


CUSTOMER APPROVAL SIGNATURE:

DATE:

ALEXIS-1001

IN THE EVENT THERE ARE DISCREPANCIES BETWEEN THE DRAWING AND THE SPECIFICATIONS, THE SPECIFICATIONS SHALL PREVAIL.



REVISION HISTORY			
REV	DESCRIPTION	DATE	DWN
01	SALES UPDATES	5/31/16	MLT

Pump Info:		Apparatus Type: Pumper
Control Location: Top	Pump Drive: Split Shaft	Chassis: Freightliner 4-Door
Pump Make: Darley	Pump Model: PSM	Tank Capacity: 1000
Pump GPM: 1500	Material: Stainless Steel	

COMPARTMENT DIMENSIONS	
COMP #	DOOR OPENING SIZES
L1	30" WIDE X 61" HIGH X 12"/26" DEEP
L2	54" WIDE X 27" HIGH X 12" DEEP
L3	42" WIDE X 61" HIGH X 12"/26" DEEP
R1	30" WIDE X 45" HIGH X 12"/26" DEEP
R2	56" WIDE X 15" HIGH X 12" DEEP
R3	42" WIDE X 45" HIGH X 12"/26" DEEP
REAR	36" WIDE X 44" HIGH X 37" DEEP

UNLESS OTHERWISE SPECIFIED DIMENSIONS ARE IN INCHES TOLERANCES ARE NOT CUMULATIVE

DECIMAL ± 0.062 ANGULAR ± 0.5°
 FRACTIONAL ± 1/16 METRIC ± 1.6 mm

The copyright of this drawing and design and the right of reproduction there is vested in and belongs to Alexis Fire Equipment Co.

DRAWN: M.TINKHAM 3/12/15

Alexis FIRE EQUIPMENT CO.
 P.O. BOX 549, ALEXIS, ILLINOIS 61412

PUMPER
 ALEXIS FIRE EQUIPMENT COMPANY
 ALEXIS, ILLINOIS

SIZE SCALE DWG NO
 D 1/2"=1' P-V52

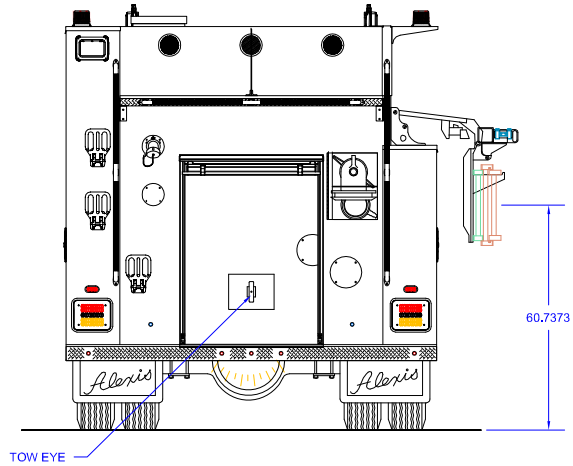
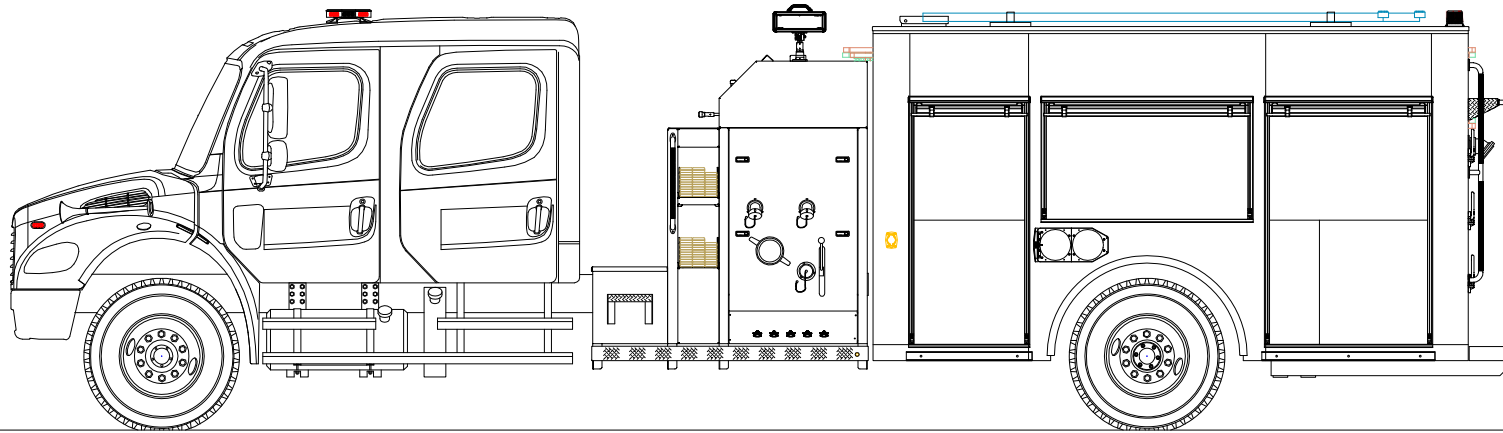
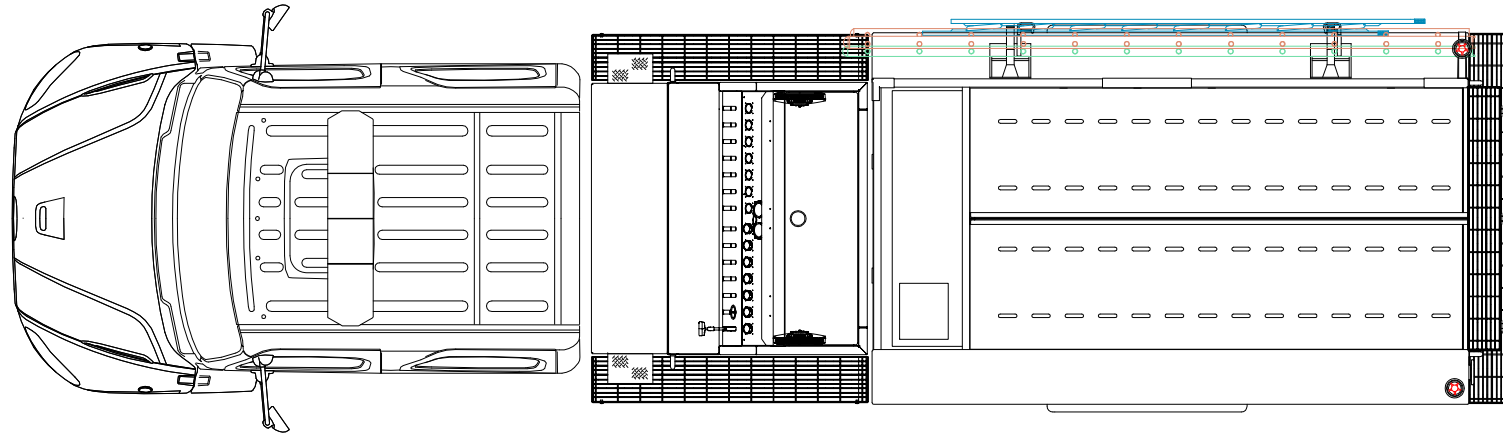

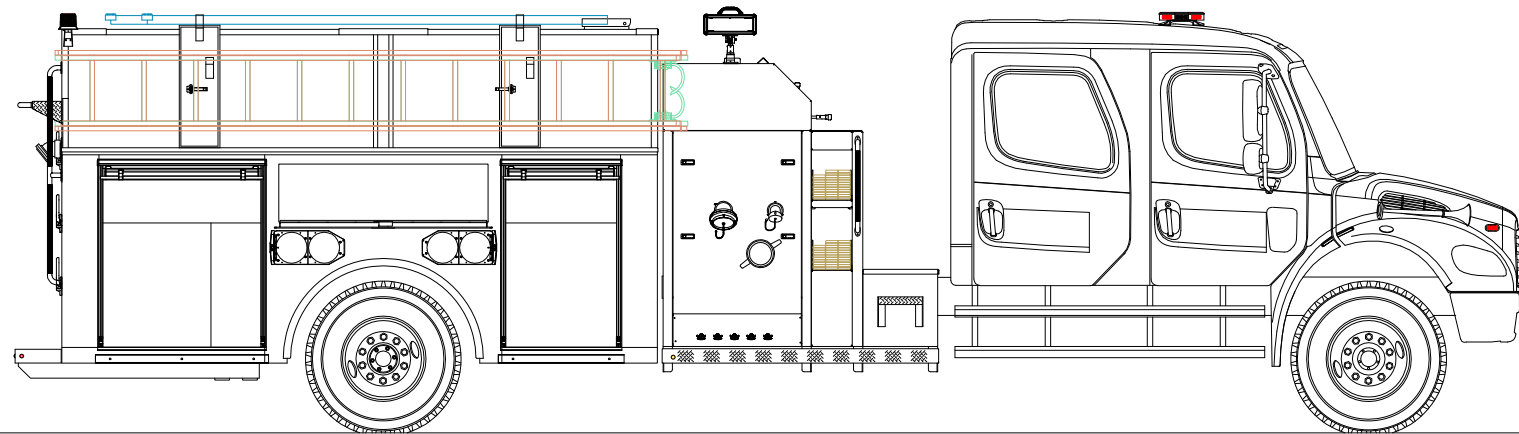
MATERIAL CONTRACT # 2316 SHEET 1 OF 2

CUSTOMER APPROVAL SIGNATURE:

DATE:

ALEXIS-1001

IN THE EVENT THERE ARE DISCREPANCIES BETWEEN THE DRAWING AND THE SPECIFICATIONS, THE SPECIFICATIONS SHALL PREVAIL.



REVISION HISTORY			
REV	DESCRIPTION	DATE	DWN
01	SALES UPDATES	5/31/16	MLT

Pump Info:	
Control Location: Top	Apparatus Type: Pumper
Pump Drive: Split Shaft	Chassis: Freightliner 4-Door
Pump Make: Darley	Tank Capacity: 1000
Pump Model: PSM	
Pump GPM: 1500	Material: Stainless Steel

COMPARTMENT DIMENSIONS	
COMP #	DOOR OPENING SIZES
L1	30" WIDE X 61" HIGH X 12" DEEP
L2	54" WIDE X 27" HIGH X 12" DEEP
L3	42" WIDE X 61" HIGH X 12" DEEP
R1	30" WIDE X 45" HIGH X 12" DEEP
R2	56" WIDE X 15" HIGH X 12" DEEP
R3	42" WIDE X 45" HIGH X 12" DEEP
REAR	36" WIDE X 44" HIGH X 37" DEEP

UNLESS OTHERWISE SPECIFIED DIMENSIONS ARE IN INCHES TOLERANCES ARE NOT CUMULATIVE

DECIMAL ± 0.062 ANGULAR ± 0.5°
 FRACTIONAL ± 1/16 METRIC ± 1.6 mm

The copyright of this drawing and design and the right of reproduction there is vested in and belongs to Alexis Fire Equipment Co.

DRAWN: M.TINKHAM 3/12/15

MATERIAL:

Alexis FIRE EQUIPMENT CO.
 P.O. BOX 549, ALEXIS, ILLINOIS 61412

PUMPER
 ALEXIS FIRE EQUIPMENT COMPANY
 ALEXIS, ILLINOIS

SIZE SCALE DWG NO
 D 1/2"=1' P-V52

CONTRACT # 2316 SHEET 2 OF 2