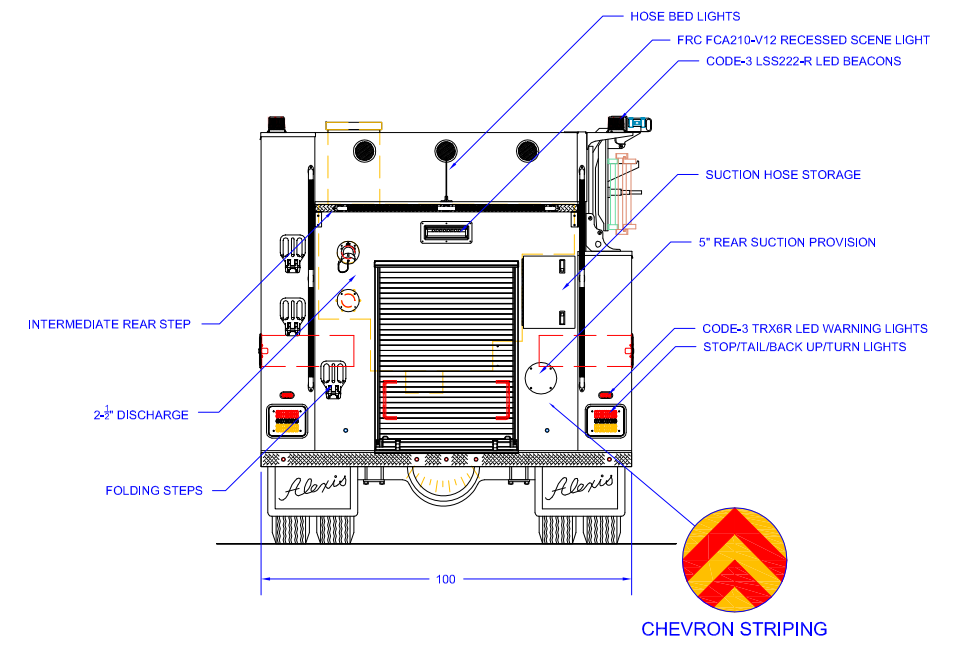
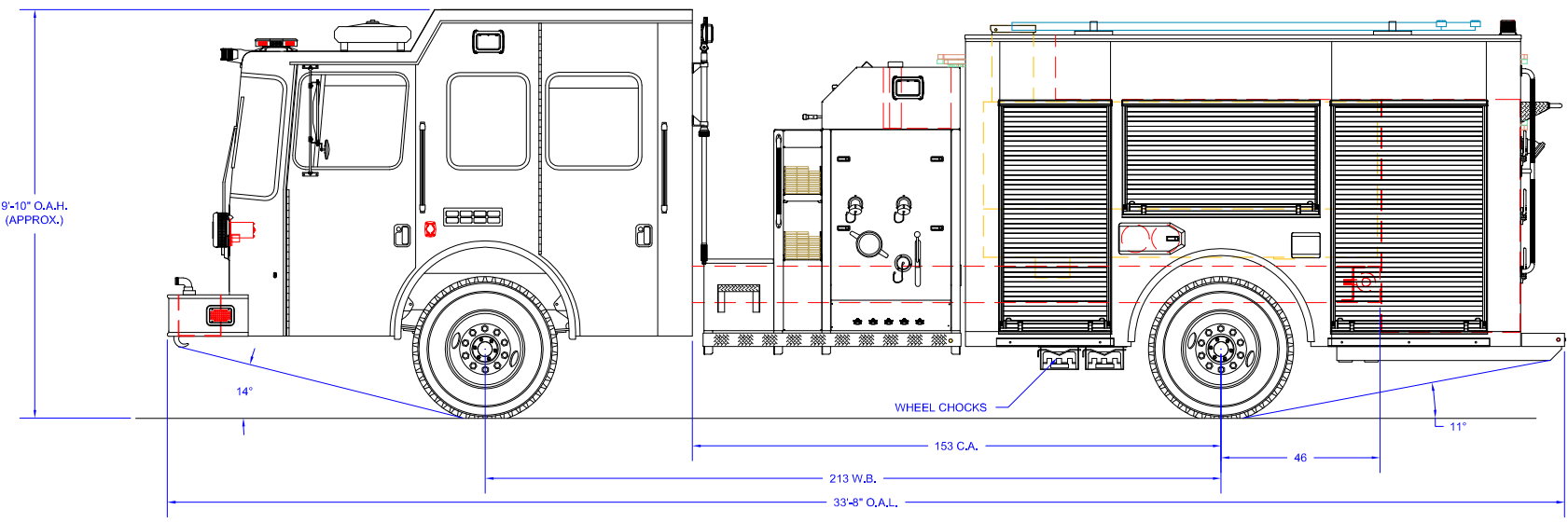
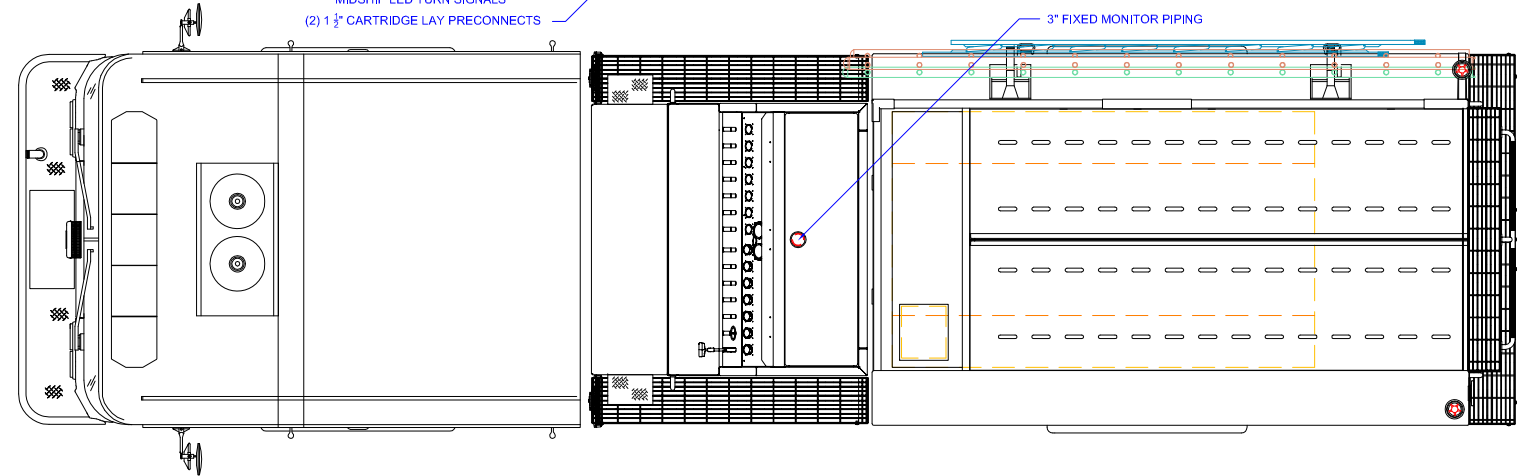
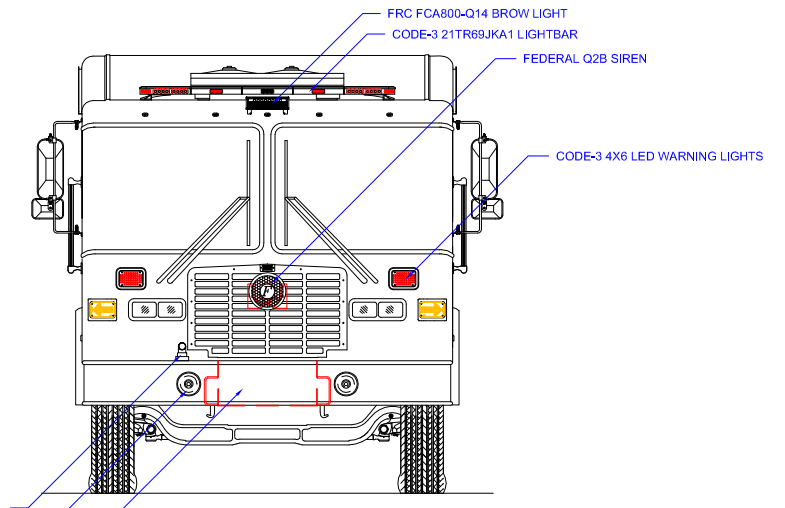
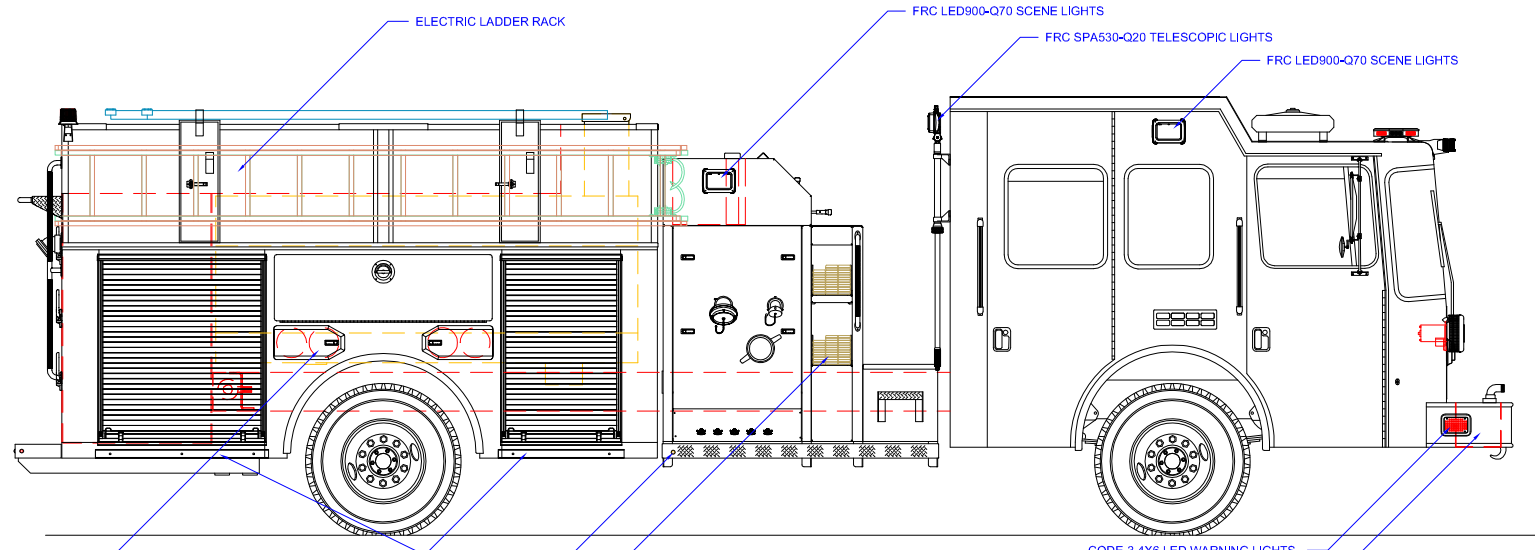


CUSTOMER APPROVAL SIGNATURE:

DATE:

ALEXIS-0001

IN THE EVENT THERE ARE DISCREPANCIES BETWEEN THE DRAWING AND THE SPECIFICATIONS, THE SPECIFICATIONS SHALL PREVAIL.



REVISION HISTORY			
REV	DESCRIPTION	DATE	DWN

Pump Info:	Apparatus Type: Pumper
Control Location: Top	Chassis: HME 60 - BOC
Pump Drive: Split Shaft	Tank Capacity: 1000
Pump Make: Darley	Pump Model: PSM
Pump GPM: 1500	Material: Stainless Steel

COMPARTMENT DIMENSIONS	
COMP #	DOOR OPENING SIZES
L1	30" WIDE X 61" HIGH X 12"/26" DEEP
L2	54" WIDE X 27" HIGH X 12" DEEP
L3	42" WIDE X 61" HIGH X 12"/26" DEEP
R1	30" WIDE X 45" HIGH X 12"/26" DEEP
R2	56" WIDE X 15" HIGH X 12" DEEP
R3	42" WIDE X 45" HIGH X 12"/26" DEEP
REAR	36" WIDE X 44" HIGH X 37" DEEP

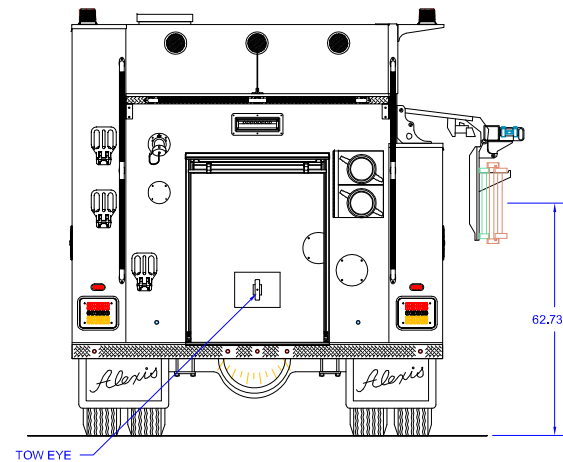
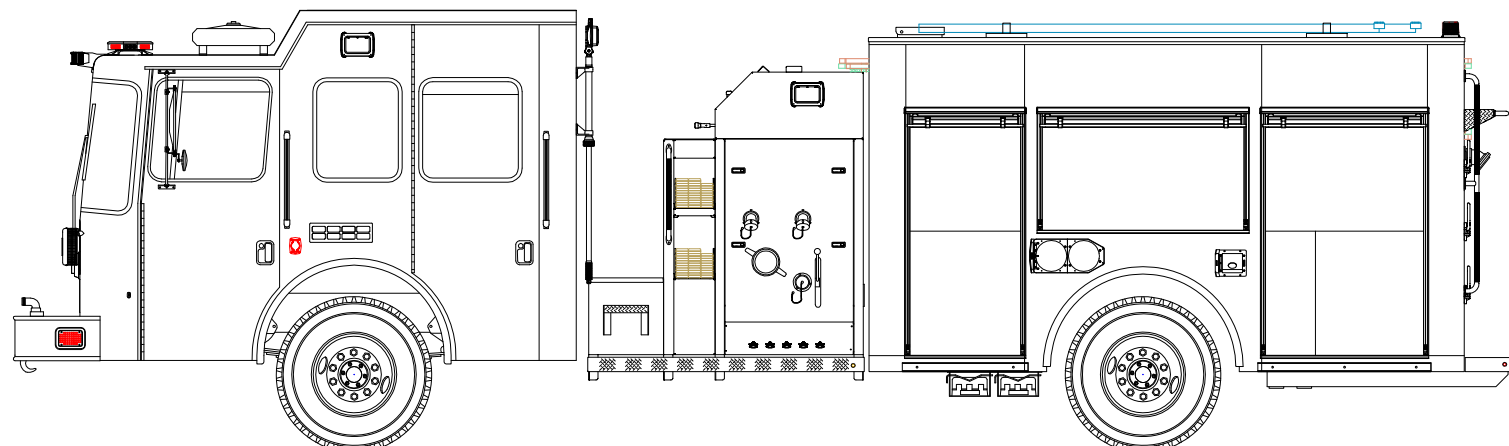
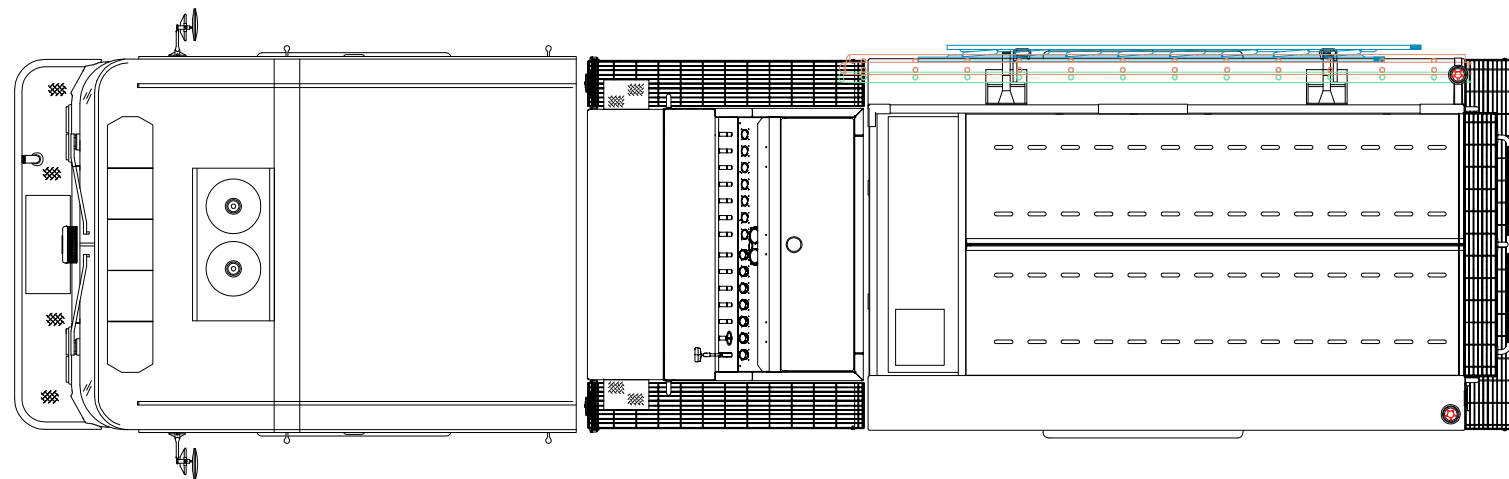
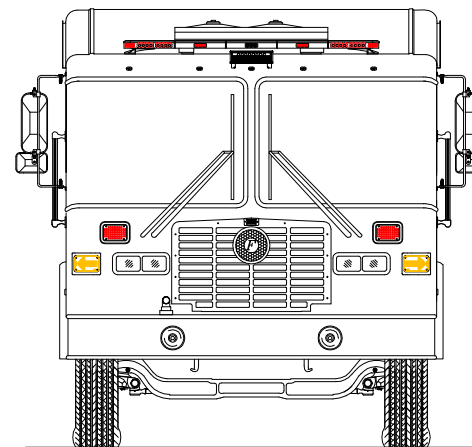
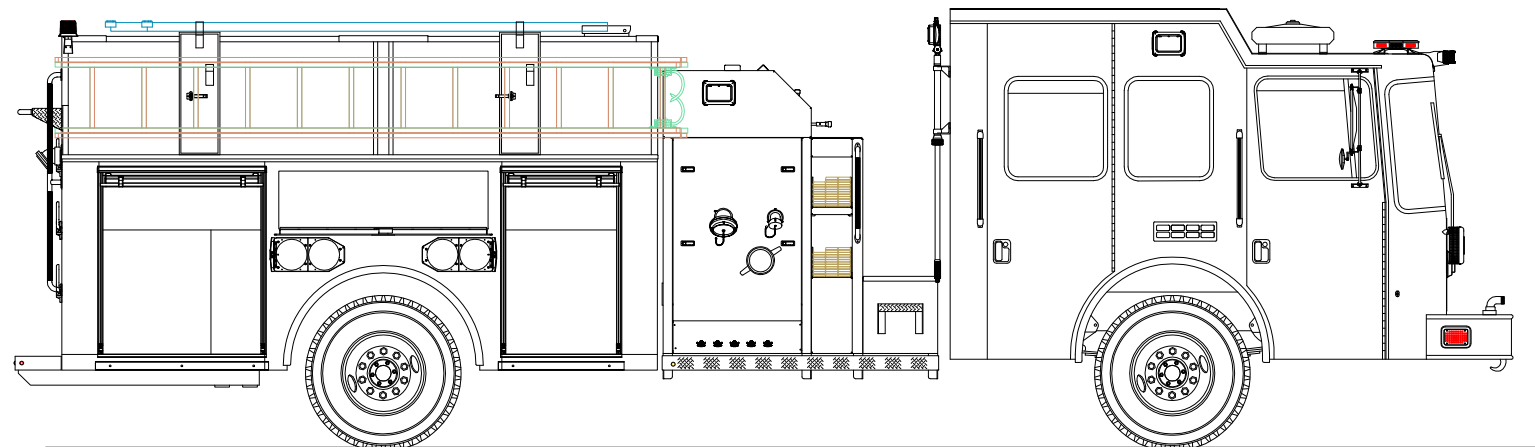
UNLESS OTHERWISE SPECIFIED DIMENSIONS ARE IN INCHES TOLERANCES ARE NOT CUMULATIVE		ALEXIS FIRE EQUIPMENT CO. P.O. BOX 549, ALEXIS, ILLINOIS 61412	
DECIMAL ± 0,062	ANGULAR ± 0,5°	PUMPER ALEXIS FIRE EQUIPMENT COMPANY ALEXIS, ILLINOIS	
FRACTIONAL ± 1/16	METRIC ± 1,6 mm		
The copyright of this drawing and design and the right of reproduction there is vested in and belongs to Alexis Fire Equipment Co.		DRAWN: M.TINKHAM	DWG NO: P-V51
		DATE: 3/12/15	SCALE: 1/2"=1'
		MATERIAL:	CONTRACT #: 2315
			SHEET 1 OF 2

CUSTOMER APPROVAL SIGNATURE:

DATE:

ALEXIS-0001

IN THE EVENT THERE ARE DISCREPANCIES BETWEEN THE DRAWING AND THE SPECIFICATIONS, THE SPECIFICATIONS SHALL PREVAIL.



Pump Info:

Control Location: Top	Apparatus Type: Pumper
Pump Drive: Split Shaft	Chassis: HME 60 - BOC
Pump Make: Darley	Tank Capacity: 1000
Pump Model: PSM	
Pump GPM: 1500	Material: Stainless Steel

REVISION HISTORY			
REV	DESCRIPTION	DATE	DWN

COMPARTMENT DIMENSIONS

COMP #	DOOR OPENING SIZES
L1	30" WIDE X 61" HIGH X 12"/26" DEEP
L2	54" WIDE X 27" HIGH X 12" DEEP
L3	42" WIDE X 61" HIGH X 12"/26" DEEP
R1	30" WIDE X 45" HIGH X 12"/26" DEEP
R2	56" WIDE X 15" HIGH X 12" DEEP
R3	42" WIDE X 45" HIGH X 12"/26" DEEP
REAR	36" WIDE X 44" HIGH X 37" DEEP

UNLESS OTHERWISE SPECIFIED DIMENSIONS ARE IN INCHES TOLERANCES ARE NOT CUMULATIVE

DECIMAL ± 0.062 ANGULAR ± 0.5° FRACTIONAL ± 1/16 METRIC ± 1.6 mm

The copyright of this drawing and design and the right of reproduction there is vested in and belongs to Alexis Fire Equipment Co.

DRAWN M.TINKHAM 3/12/15

MATERIAL

Alexis FIRE EQUIPMENT CO.
P.O. BOX 549, ALEXIS, ILLINOIS 61412

PUMPER
ALEXIS FIRE EQUIPMENT COMPANY
ALEXIS, ILLINOIS

SIZE SCALE DWG NO
D 1/2"=1' P-V51

CONTRACT # 2315 SHEET 2 OF 2