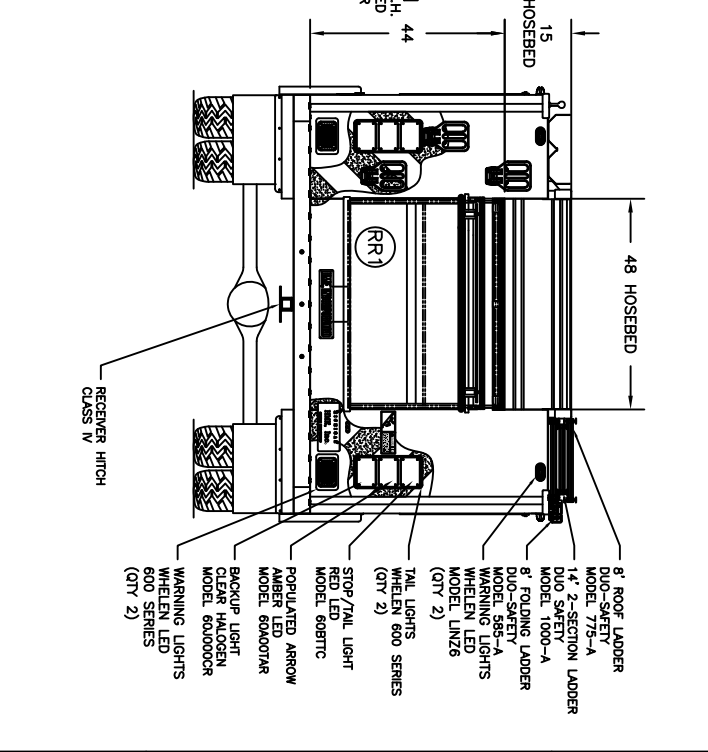
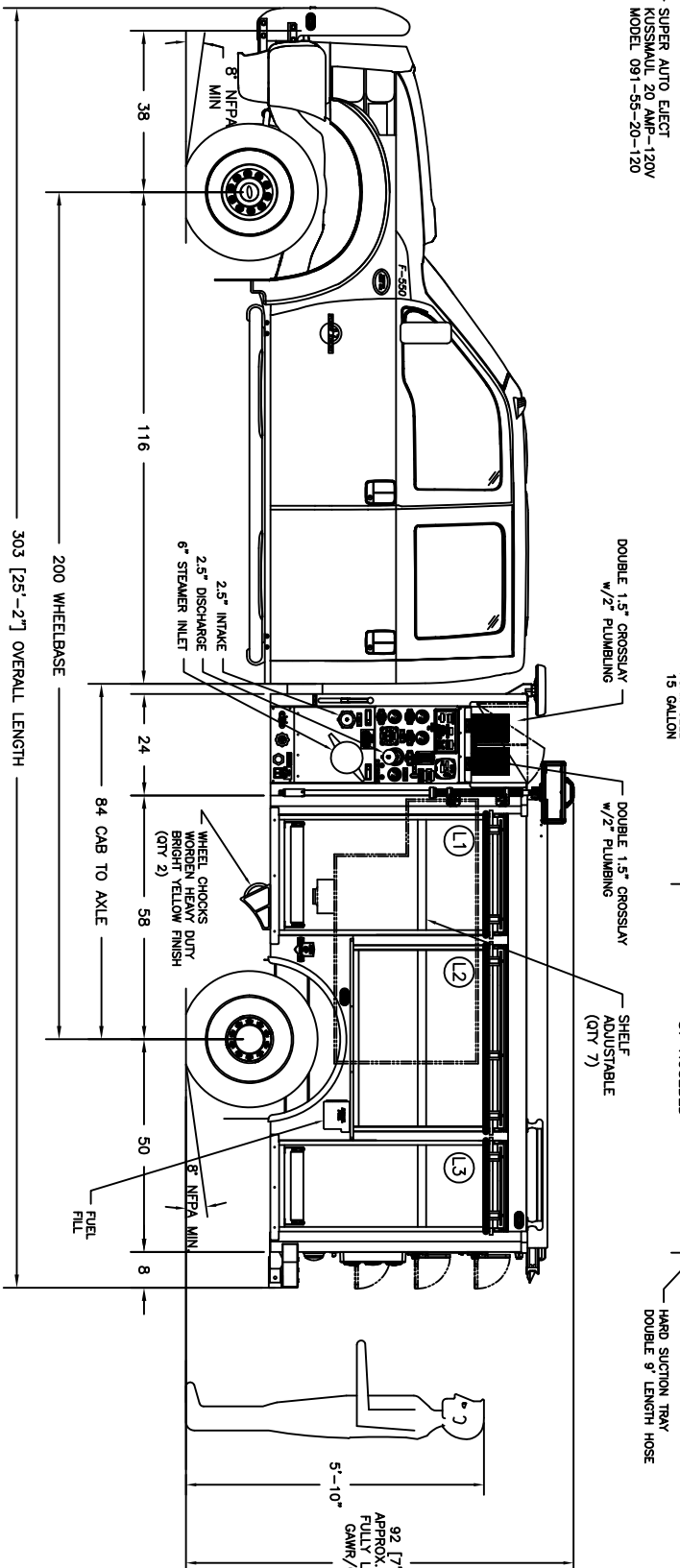
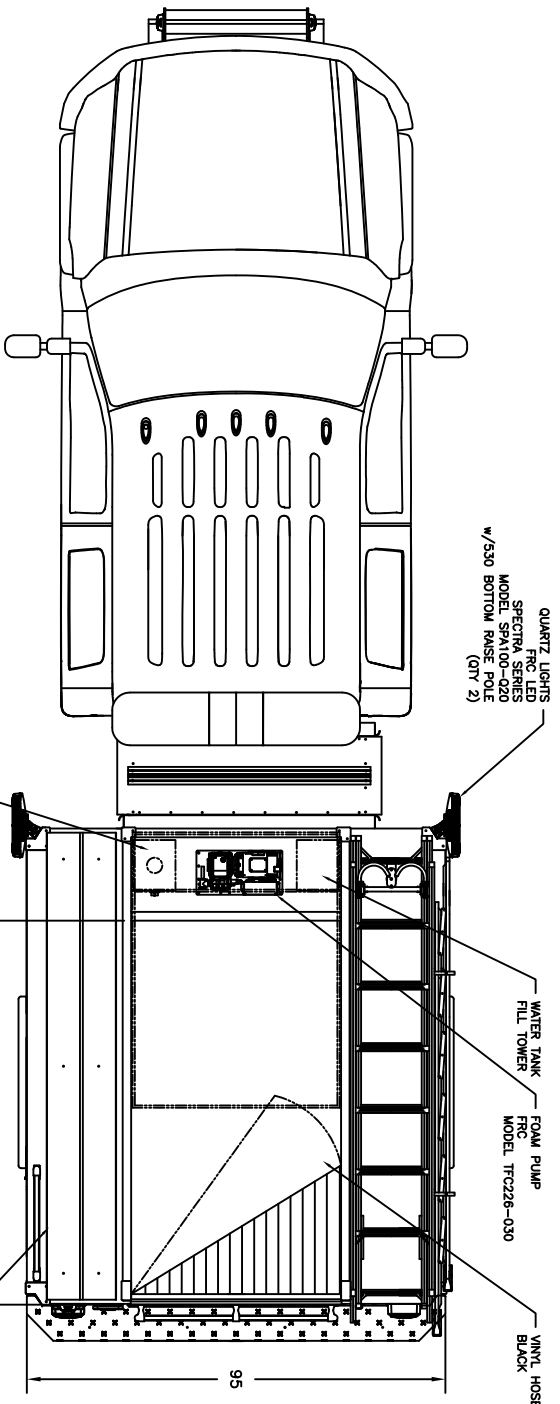
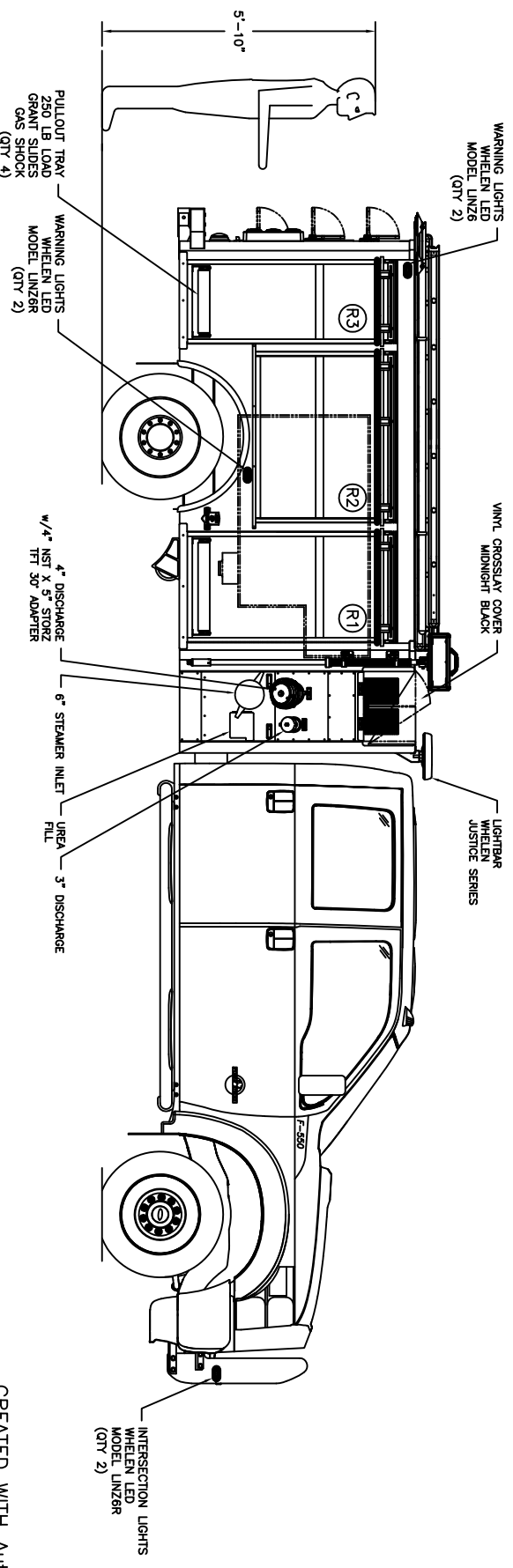


THIS DRAWING IS AN OVERALL REPRESENTATION OF THE APPARATUS AS PROPOSED.  
 THE EXACT LOCATIONS OF ACCESSORIES OR COMPONENTS MAY BE REVISED PENDING COMPLETE ENGINEERING REVIEW OF THE OPTION CONTENT OF THE ORDER.  
 IF THERE IS A DISCREPANCY BETWEEN THE BODY BUILDER PRINT AND THE WRITTEN PROPOSAL, THE SPECIFICATIONS WITHIN THE PROPOSAL PREVAIL.

This drawing along with any changes made and initialed by both the "Fire Department" & HME, Inc. represents what will be constructed and supplied to the "Fire Department". Any changes to the contract specifications and drawing after today's date will be addressed via appropriate change order signed and approved by both the "Fire Department" & HME, Inc.  
 TITLE: \_\_\_\_\_  
 FIRE DEPARTMENT  
 APPROVED BY: \_\_\_\_\_  
 HME Incorporated



COMPARTMENTATION					
COMP.	BEHIND DOOR	CLEAR	DOOR	DOOR	COMP.
	WIDTH	HEIGHT	DEPTH	WIDTH	HEIGHT
L1:	36"	57"	22"	29"	49"
L2:	44"	40"	22"	42"	34"
L3:	23"	57"	22"	19"	49"
R1:	35"	57"	22"	26"	49"
R2:	44"	40"	22"	42"	34"
R3:	23"	57"	22"	19"	49"
RR1:	48"	33"	42"	24"	39.0 FT



CREATED WITH AUTOCAD®



1950 BYRON CENTER AVE.  
 WYOMING, WY. 49519

THIS PRINT IS PROVIDED ON A RESTRICTED BASIS AND IS NOT TO BE USED IN ANY WAY DETRIMENTAL TO THE INTERESTS OF HME, INC.

ALEXIS, IL MINIEVO

LET	BY	DATE	REVISION
A	PLS	10 NOV '16	ORIGINAL RELEASE

DRAWN P. SWAGER	DATE 10 NOV '16	APPROVED N/A	DRAWING FILE 23007 - ALDS MNRD.WMG
SCALE 1" = 1'	SHEET 1 OF 1		